

Summary of Key Listing and Sales Metrics

A summary of the key metrics selected to be included in the report. MLS sources where licensed.

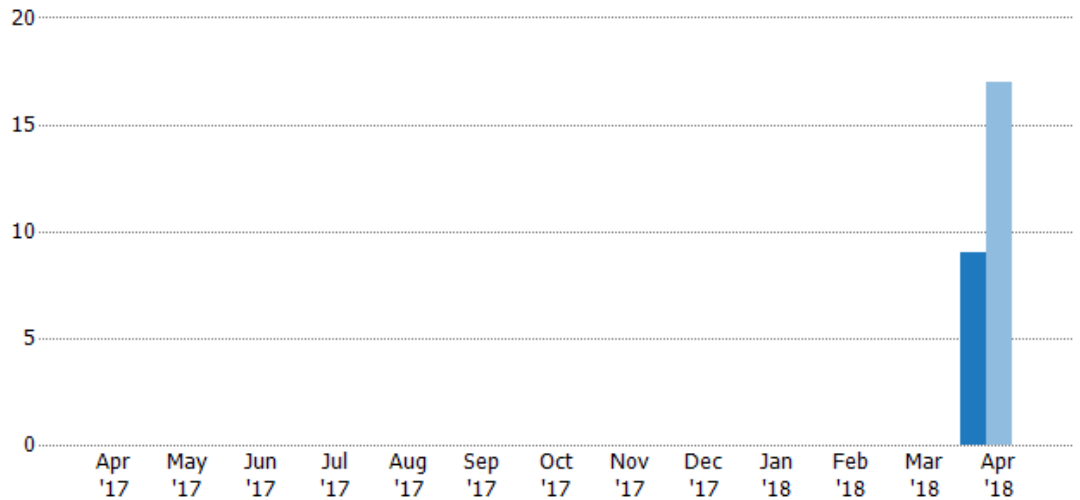
Key Metrics	Apr 2018	Apr 2017	+ / -	YTD 2018	YTD 2017	+ / -
Listing Activity Charts Metrics						
New Listing Count	9	17	-47.1%	9	17	-47.1%
New Listing Volume	\$2,158,800	\$3,608,900	-40.2%	\$2,158,800	\$3,608,900	-40.2%
Active Listing Count	26	37	-29.7%	26	37	-29.7%
Active Listing Volume	\$8,026,540	\$10,485,190	-23.4%	\$8,026,540	\$10,485,190	-23.4%
Average Listing Price	\$308,713	\$283,384	+8.9%	\$308,713	\$283,384	+8.9%
Median Listing Price	\$277,000	\$229,500	+20.7%	\$277,000	\$229,500	+20.7%
Median Days in RPR	54	76	-28.9%	54	76	-28.9%
Months of Inventory	—	—	—	2.6	4.6	-43.8%
Absorption Rate	—	—	+	38.46%	21.62%	+16.8%
Sales Activity Charts Metrics						
New Pending Sales Count	12	14	-14.3%	12	14	-14.3%
New Pending Sales Volume	\$2,126,200	\$2,487,000	-14.5%	\$2,126,200	\$2,487,000	-14.5%
Pending Sales Count	19	25	-24%	19	25	-24%
Pending Sales Volume	\$4,617,700	\$5,059,200	-8.7%	\$4,617,700	\$5,059,200	-8.7%
Closed Sales Count	11	10	+10%	11	10	+10%
Closed Sales Volume	\$1,987,000	\$2,336,400	-15%	\$1,987,000	\$2,336,400	-15%
Average Sales Price	\$180,636	\$233,640	-22.7%	\$180,636	\$233,640	-22.7%
Median Sales Price	\$157,000	\$245,000	-35.9%	\$157,000	\$245,000	-35.9%

New Listings

The number of new single-family, condominium and townhome listings that were added each month.

Filters Used

ZIP: White River Junction, VT 05001
Property Type:
Condo/Townhouse/Apt, Single
Family Residence



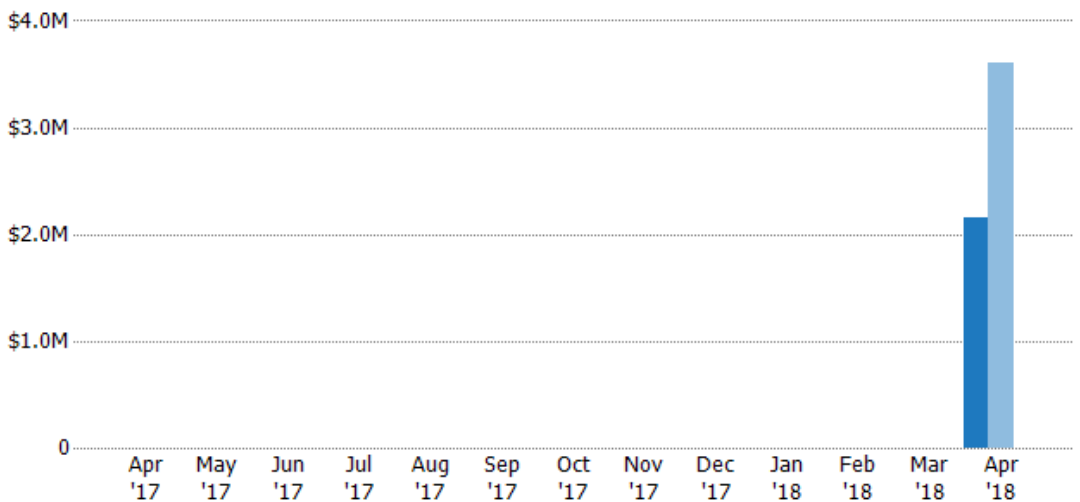
Current Year	-	-	-	-	-	-	-	-	-	-	-	-	9
Prior Year	-	-	-	-	-	-	-	-	-	-	-	-	17
Percent Change from Prior Year	-	-	-	-	-	-	-	-	-	-	-	-	-47%

New Listing Volume

The sum of the listing price of single-family, condominium and townhome listings that were added each month.

Filters Used

ZIP: White River Junction, VT 05001
Property Type:
Condo/Townhouse/Apt, Single
Family Residence



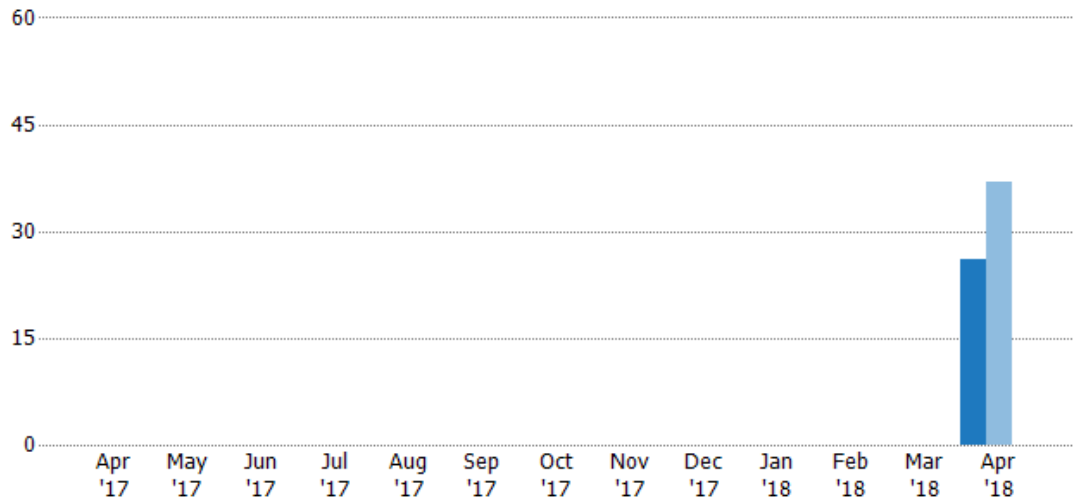
Current Year	-	-	-	-	-	-	-	-	-	-	-	-	\$2.16M
Prior Year	-	-	-	-	-	-	-	-	-	-	-	-	\$3.61M
Percent Change from Prior Year	-	-	-	-	-	-	-	-	-	-	-	-	-40%

Active Listings

The number of active single-family, condominium and townhome listings at the end of each month.

Filters Used

ZIP: White River Junction, VT 05001
Property Type:
Condo/Townhouse/Apt, Single
Family Residence



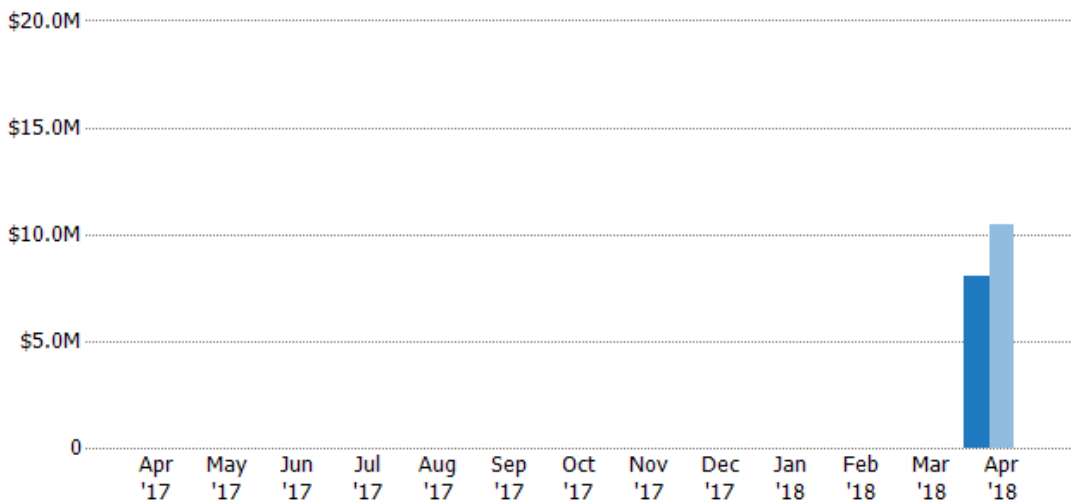
Current Year	-	-	-	-	-	-	-	-	-	-	-	-	26
Prior Year	-	-	-	-	-	-	-	-	-	-	-	-	37
Percent Change from Prior Year	-	-	-	-	-	-	-	-	-	-	-	-	-30%

Active Listing Volume

The sum of the listing price of active single-family, condominium and townhome listings at the end of each month.

Filters Used

ZIP: White River Junction, VT 05001
Property Type:
Condo/Townhouse/Apt, Single
Family Residence



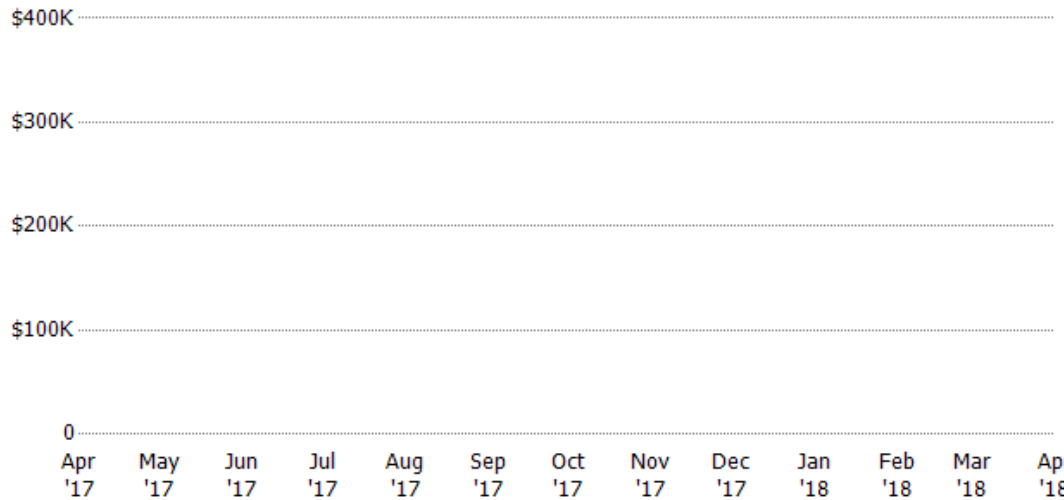
Current Year	-	-	-	-	-	-	-	-	-	-	-	-	\$8.03M
Prior Year	-	-	-	-	-	-	-	-	-	-	-	-	\$10.5M
Percent Change from Prior Year	-	-	-	-	-	-	-	-	-	-	-	-	-23%

Average Listing Price

The average listing price of active single-family, condominium and townhome listings at the end of each month.

Filters Used

ZIP: White River Junction, VT 05001
Property Type:
Condo/Townhouse/Apt, Single
Family Residence

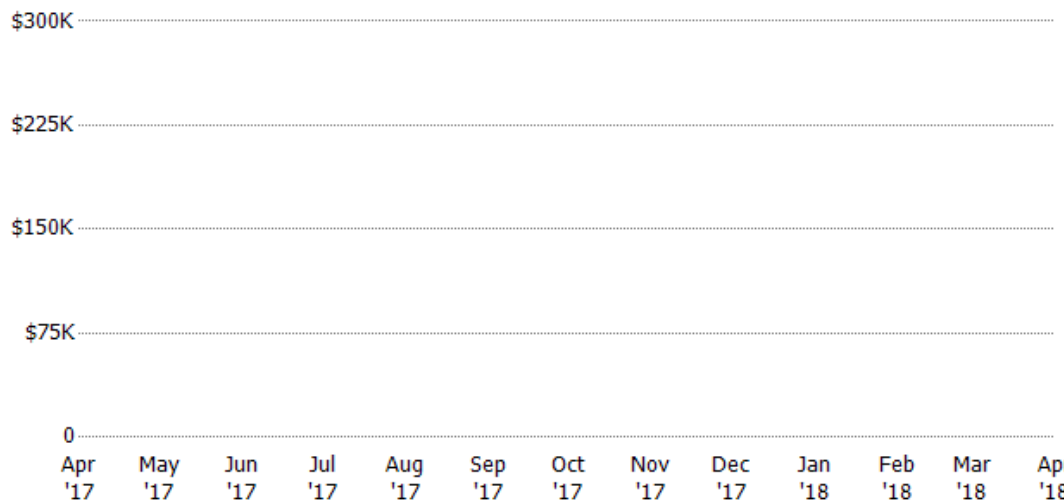


Median Listing Price

The median listing price of active single-family, condominium and townhome listings at the end of each month.

Filters Used

ZIP: White River Junction, VT 05001
Property Type:
Condo/Townhouse/Apt, Single
Family Residence

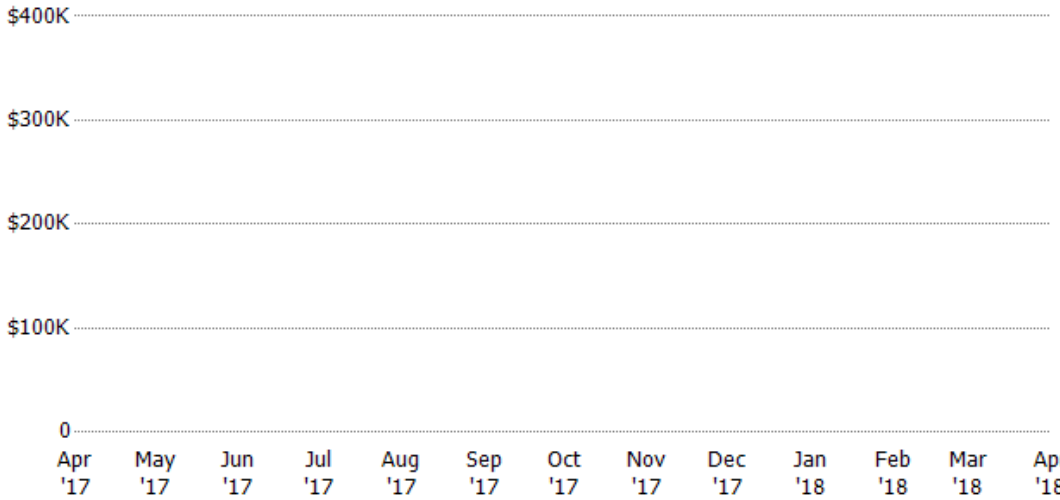


Average Listing Price vs Average Est Value

The average listing price as a percentage of the average AVM or RVM® valuation estimate for active listings each month.

Filters Used

ZIP: White River Junction, VT 05001
Property Type:
Condo/Townhouse/Apt, Single
Family Residence

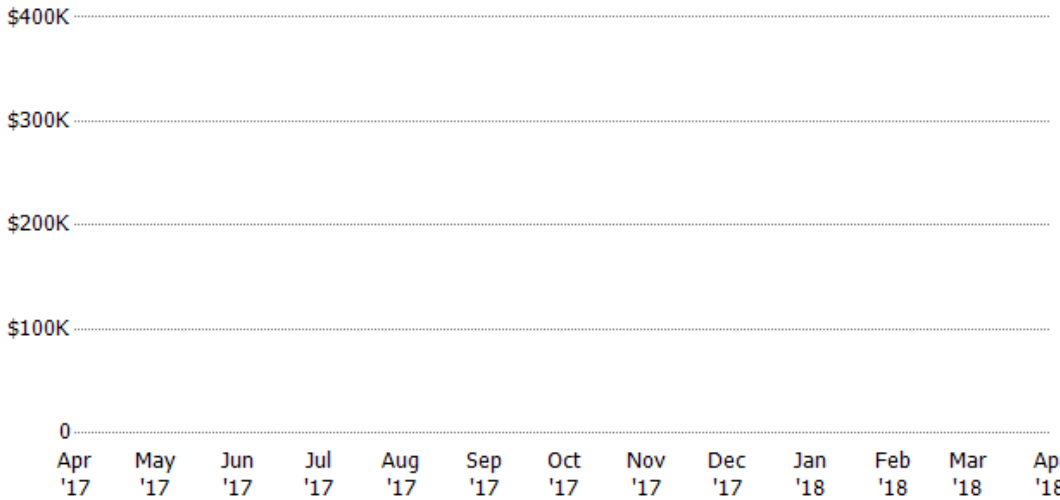


Median Listing Price vs Median Est Value

The median listing price as a percentage of the median AVM or RVM® valuation estimate for active listings each month.

Filters Used

ZIP: White River Junction, VT 05001
Property Type:
Condo/Townhouse/Apt, Single
Family Residence

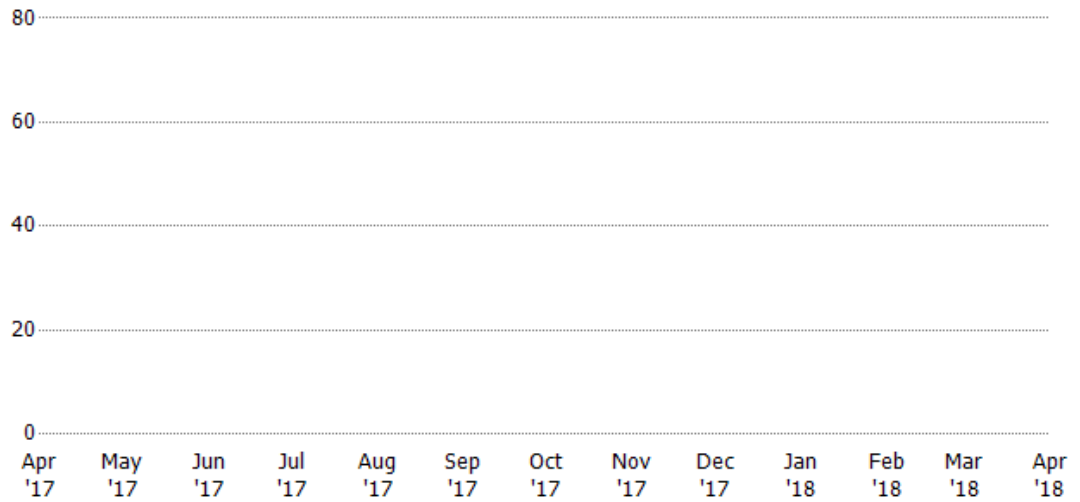


Median Days in RPR

The median number of days between when residential properties are first displayed as active listings in RPR and when accepted offers have been noted in RPR.

Filters Used

ZIP: White River Junction, VT 05001
Property Type:
Condo/Townhouse/Apt, Single
Family Residence



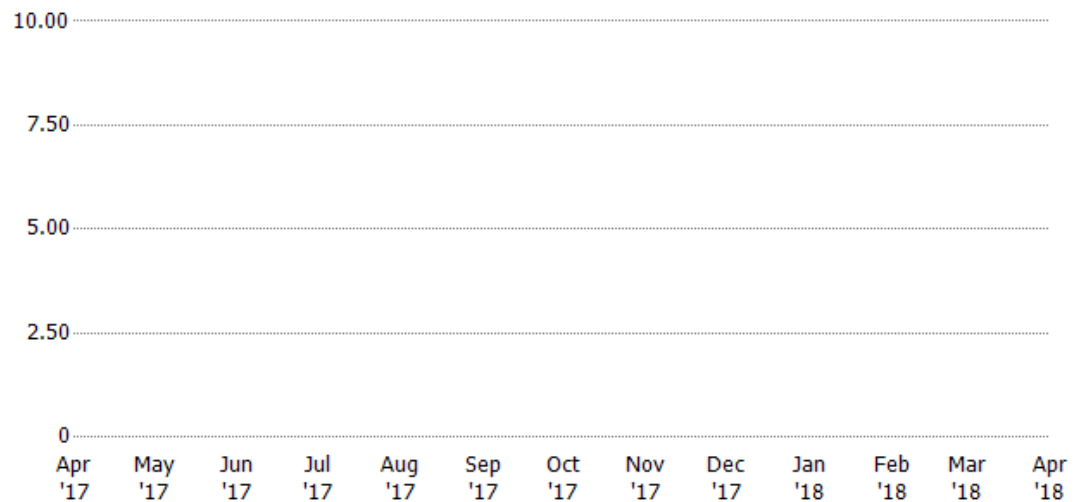
Current Year	-	-	-	-	-	-	-	-	-	-	-	-	54
Prior Year	-	-	-	-	-	-	-	-	-	-	-	-	76
Percent Change from Prior Year	-	-	-	-	-	-	-	-	-	-	-	-	-29%

Months of Inventory

The number of months it would take to exhaust active listings at the current sales rate.

Filters Used

ZIP: White River Junction, VT 05001
Property Type:
Condo/Townhouse/Apt, Single
Family Residence



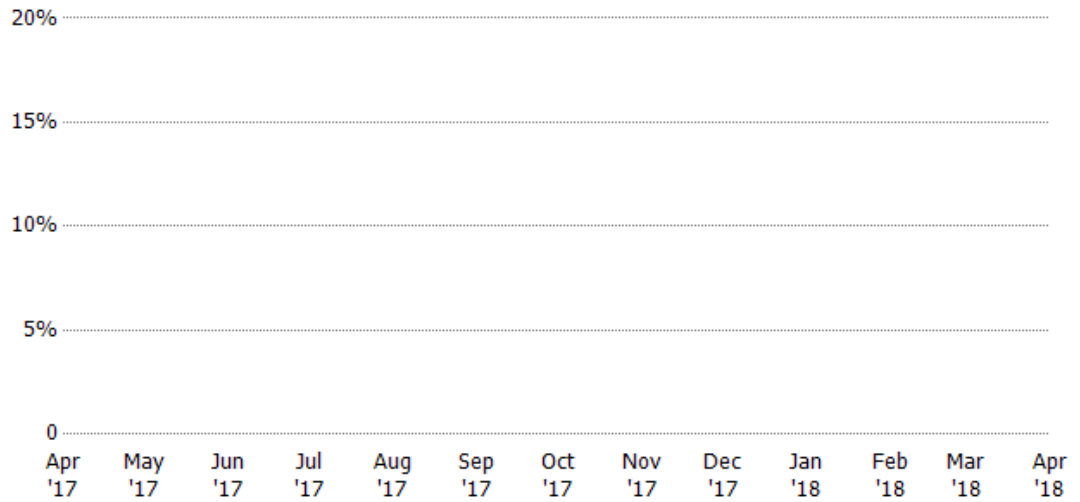
Current Year	-	-	-	-	-	-	-	-	-	-	-	-	5.2
Prior Year	-	-	-	-	-	-	-	-	-	-	-	-	9.25
Percent Change from Prior Year	-	-	-	-	-	-	-	-	-	-	-	-	-44%

Absorption Rate

The percentage of inventory sold per month.

Filters Used

ZIP: White River Junction, VT 05001
Property Type:
Condo/Townhouse/Apt, Single
Family Residence



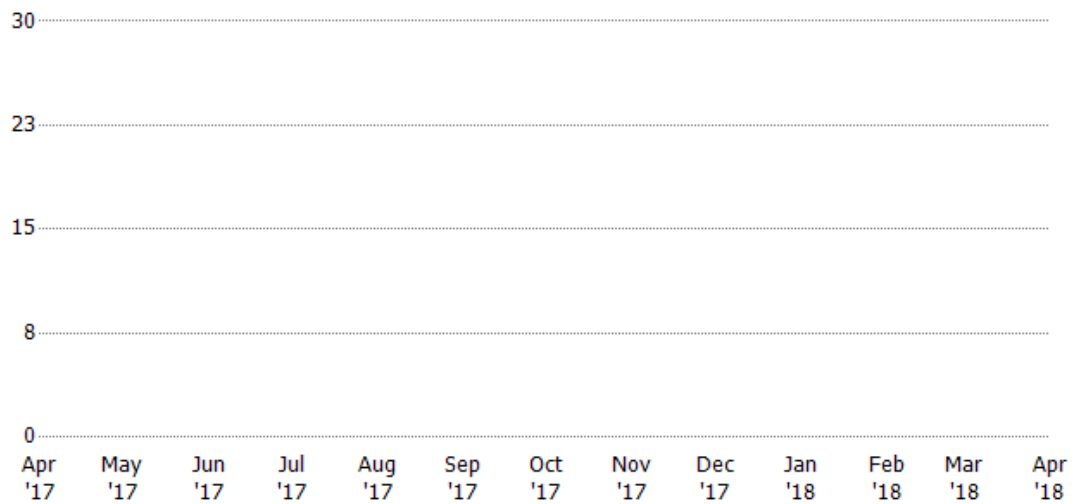
Current Year	-	-	-	-	-	-	-	-	-	-	-	-	19%
Prior Year	-	-	-	-	-	-	-	-	-	-	-	-	11%
Change from Prior Year	-	-	-	-	-	-	-	-	-	-	-	-	-8%

Active/Pending/Sold Units

The number of single-family, condominium and townhome properties that were Active, Pending and Sold each month.

Filters Used

ZIP: White River Junction, VT 05001
Property Type:
Condo/Townhouse/Apt, Single
Family Residence



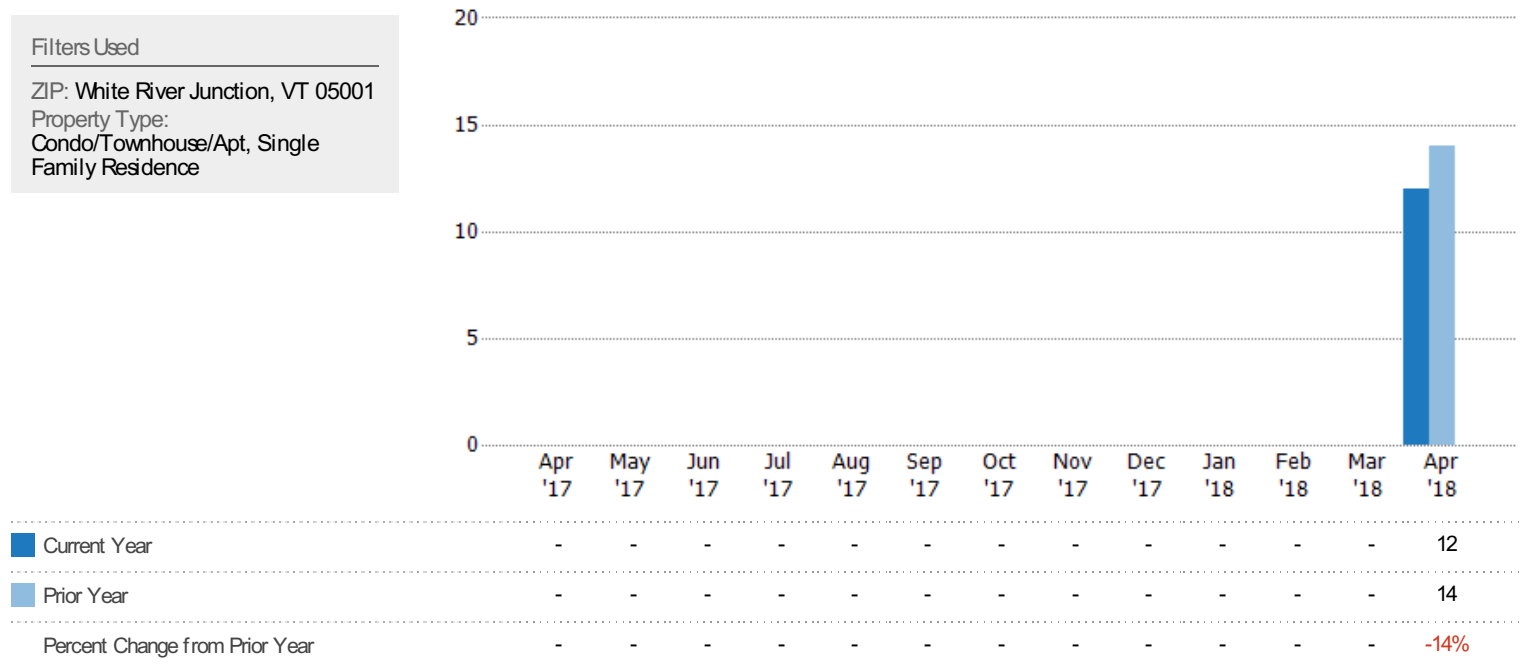
Active	-	-	-	-	-	-	-	-	-	-	-	-	26
Pending	-	-	-	-	-	-	-	-	-	-	-	-	19
Sold	-	-	-	-	-	-	-	-	-	-	-	-	11

New Pending Sales

The number of single-family, condominium and townhome properties with accepted offers that were added each month.

Filters Used

ZIP: White River Junction, VT 05001
Property Type:
Condo/Townhouse/Apt, Single
Family Residence

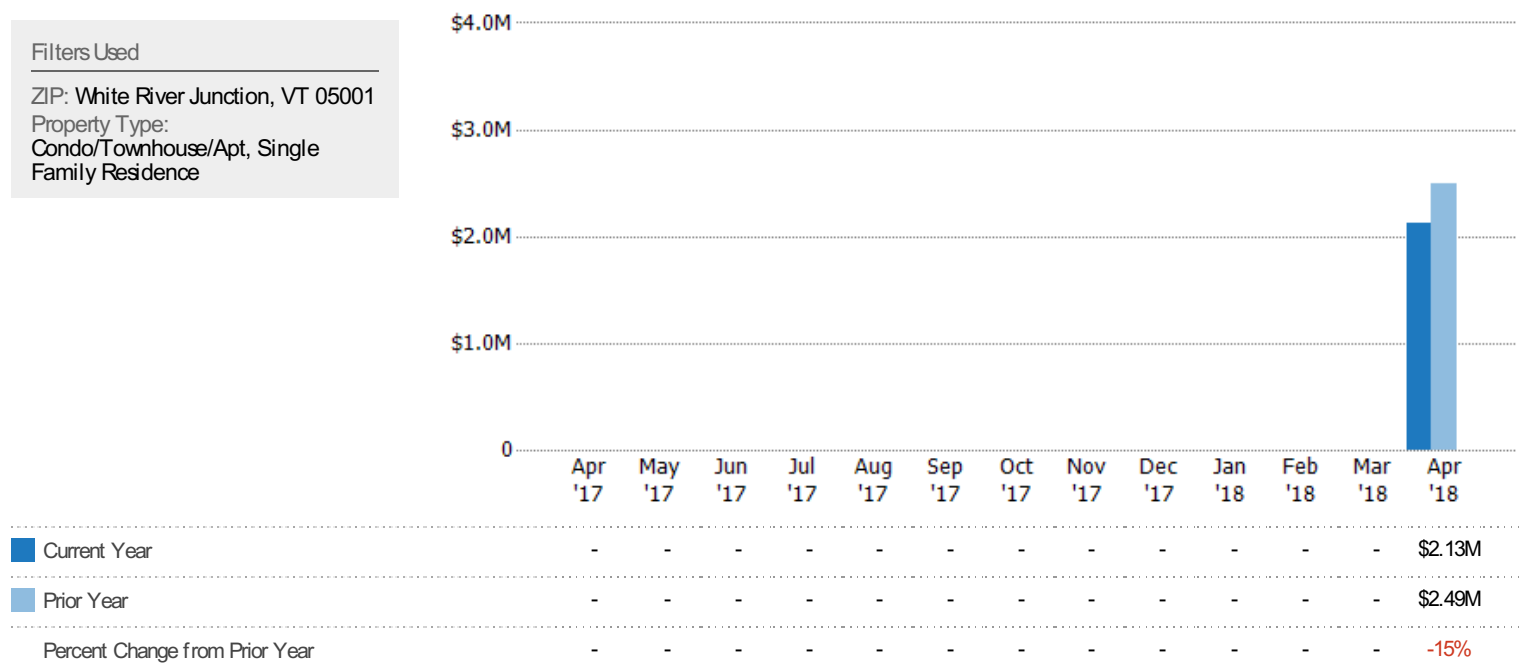


New Pending Sales Volume

The sum of the sales price of single-family, condominium and townhome properties with accepted offers that were added each month.

Filters Used

ZIP: White River Junction, VT 05001
Property Type:
Condo/Townhouse/Apt, Single
Family Residence

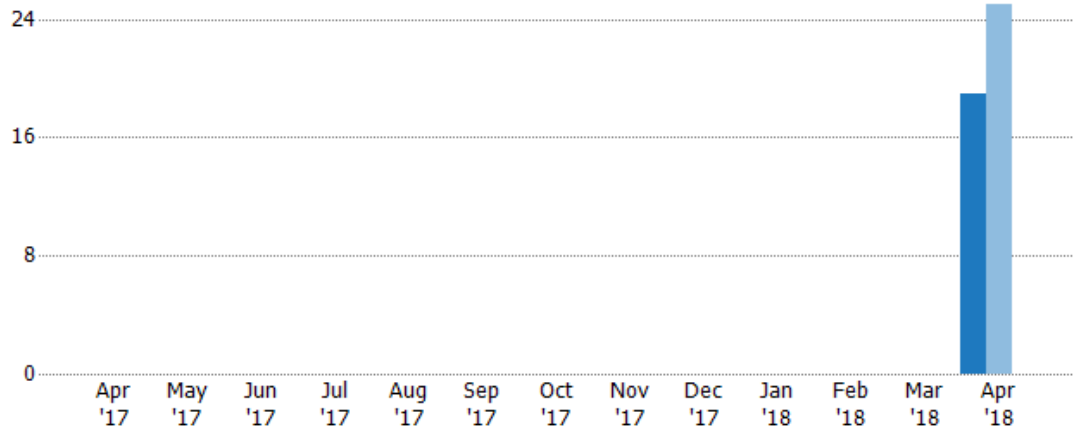


Pending Sales

The number of single-family, condominium and townhome properties with accepted offers that were available at the end each month.

Filters Used

ZIP: White River Junction, VT 05001
Property Type:
Condo/Townhouse/Apt, Single
Family Residence



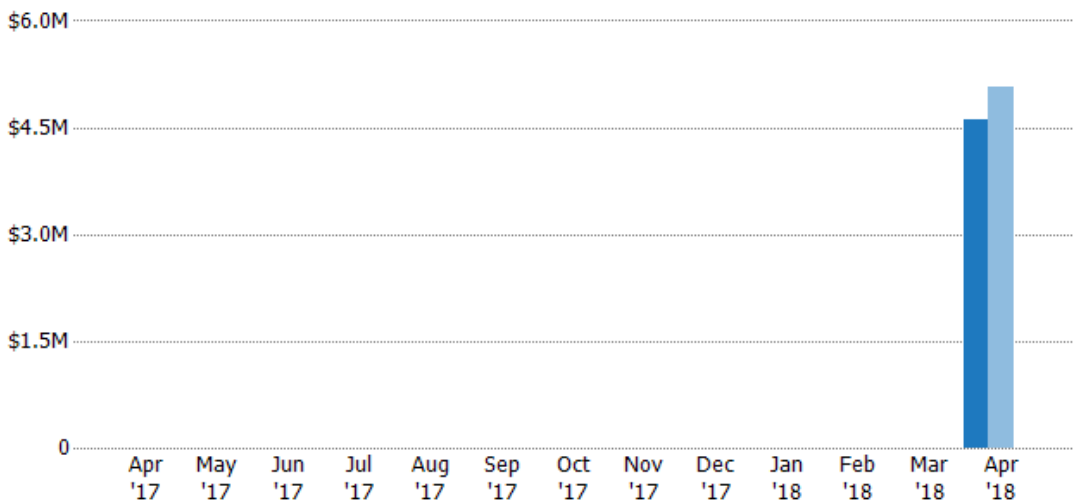
Current Year	-	-	-	-	-	-	-	-	-	-	-	-	19
Prior Year	-	-	-	-	-	-	-	-	-	-	-	-	25
Percent Change from Prior Year	-	-	-	-	-	-	-	-	-	-	-	-	-24%

Pending Sales Volume

The sum of the sales price of single-family, condominium and townhome properties with accepted offers that were available at the end of each month.

Filters Used

ZIP: White River Junction, VT 05001
Property Type:
Condo/Townhouse/Apt, Single
Family Residence



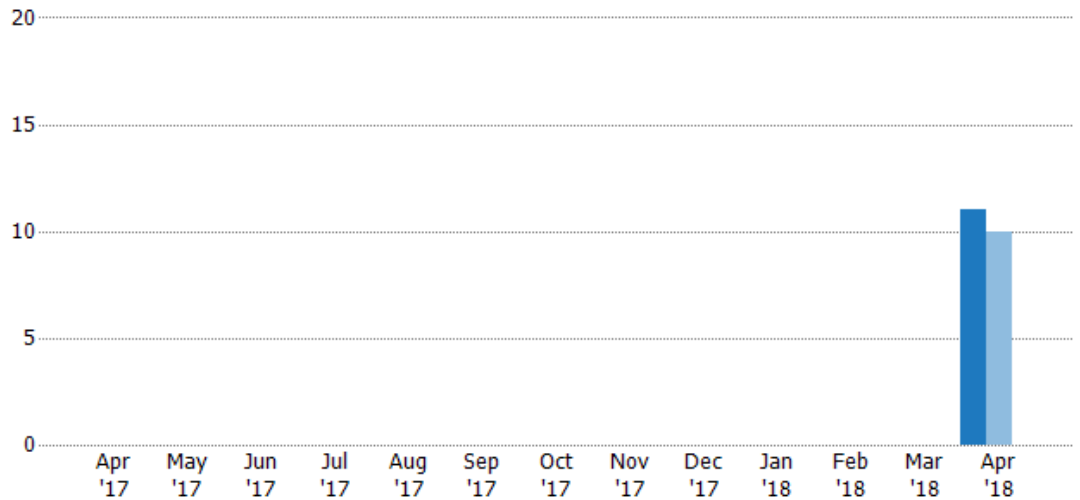
Current Year	-	-	-	-	-	-	-	-	-	-	-	-	\$4.62M
Prior Year	-	-	-	-	-	-	-	-	-	-	-	-	\$5.06M
Percent Change from Prior Year	-	-	-	-	-	-	-	-	-	-	-	-	-9%

Closed Sales

The total number of single-family, condominium and townhome properties sold each month.

Filters Used

ZIP: White River Junction, VT 05001
Property Type:
Condo/Townhouse/Apt, Single
Family Residence




Current Year	-	-	-	-	-	-	-	-	-	-	-	-	11
Prior Year	-	-	-	-	-	-	-	-	-	-	-	-	10
Percent Change from Prior Year	-	-	-	-	-	-	-	-	-	-	-	-	10%

Closed Sales Volume

The sum of the sales price of single-family, condominium and townhome properties sold each month.

Filters Used

ZIP: White River Junction, VT 05001
Property Type:
Condo/Townhouse/Apt, Single
Family Residence



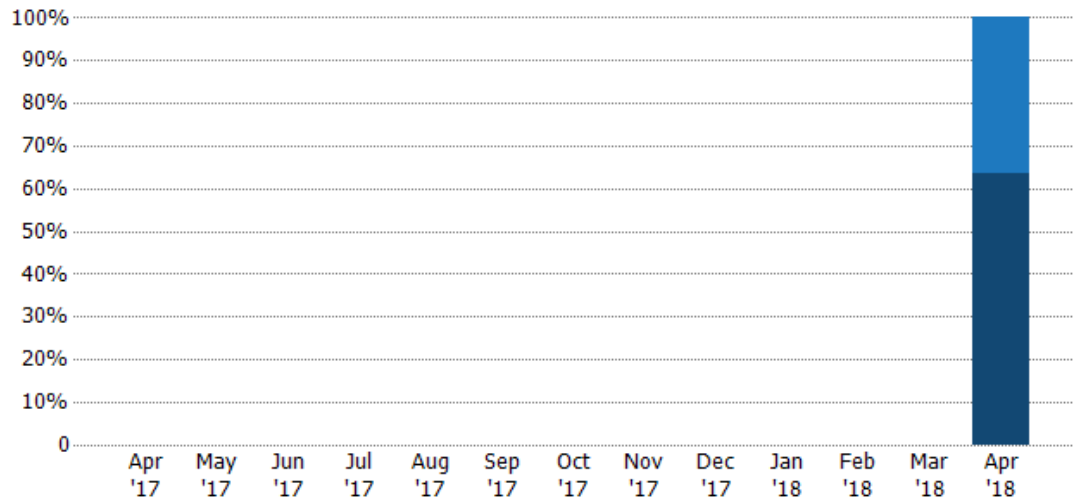
Current Year	-	-	-	-	-	-	-	-	-	-	-	-	\$1.99M
Prior Year	-	-	-	-	-	-	-	-	-	-	-	-	\$2.34M
Percent Change from Prior Year	-	-	-	-	-	-	-	-	-	-	-	-	-15%

Closed Sales by Property Type

The percentage of single-family, condominium and townhome properties sold each month by property type.

Filters Used

ZIP: White River Junction, VT 05001
Property Type:
Condo/Townhouse/Apt, Single
Family Residence



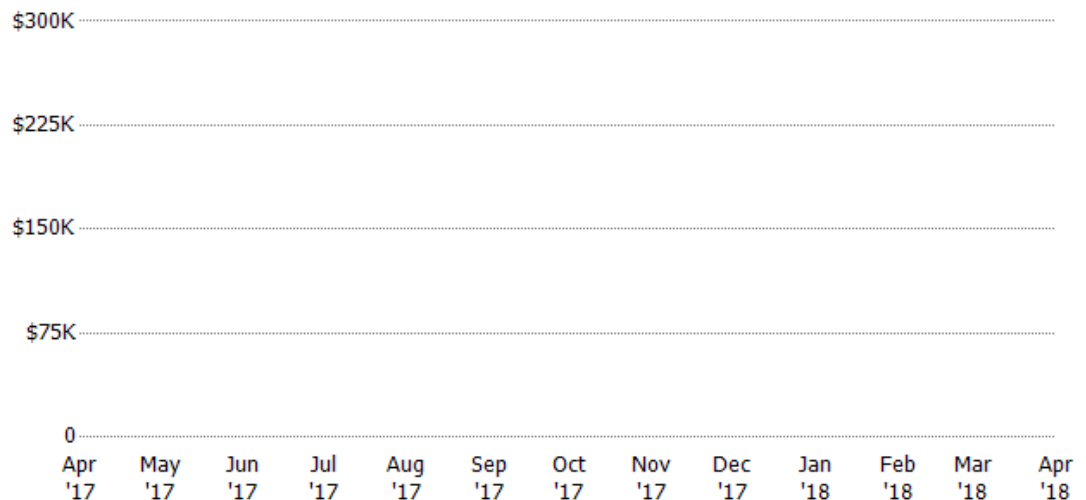
Condo/Townhouse	-	-	-	-	-	-	-	-	-	-	-	-	-	36%
Single Family Residence	-	-	-	-	-	-	-	-	-	-	-	-	-	64%

Average Sales Price

The average sales price of the single-family, condominium and townhome properties sold each month.

Filters Used

ZIP: White River Junction, VT 05001
Property Type:
Condo/Townhouse/Apt, Single
Family Residence



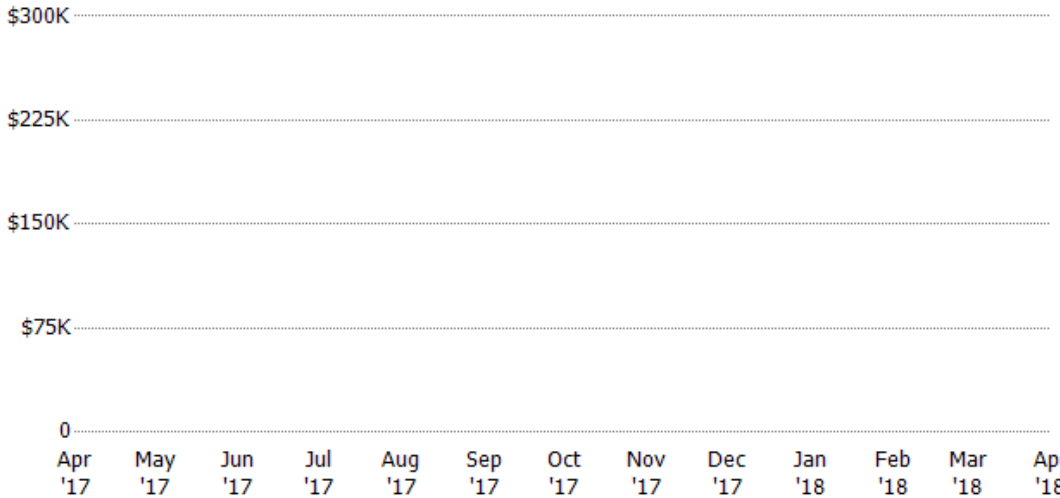
Current Year	-	-	-	-	-	-	-	-	-	-	-	-	-	\$181K
Prior Year	-	-	-	-	-	-	-	-	-	-	-	-	-	\$234K
Percent Change from Prior Year	-	-	-	-	-	-	-	-	-	-	-	-	-	-23%

Median Sales Price

The median sales price of the single-family, condominium and townhome properties sold each month.

Filters Used

ZIP: White River Junction, VT 05001
Property Type:
Condo/Townhouse/Apt, Single
Family Residence



Percent Change from Prior Year

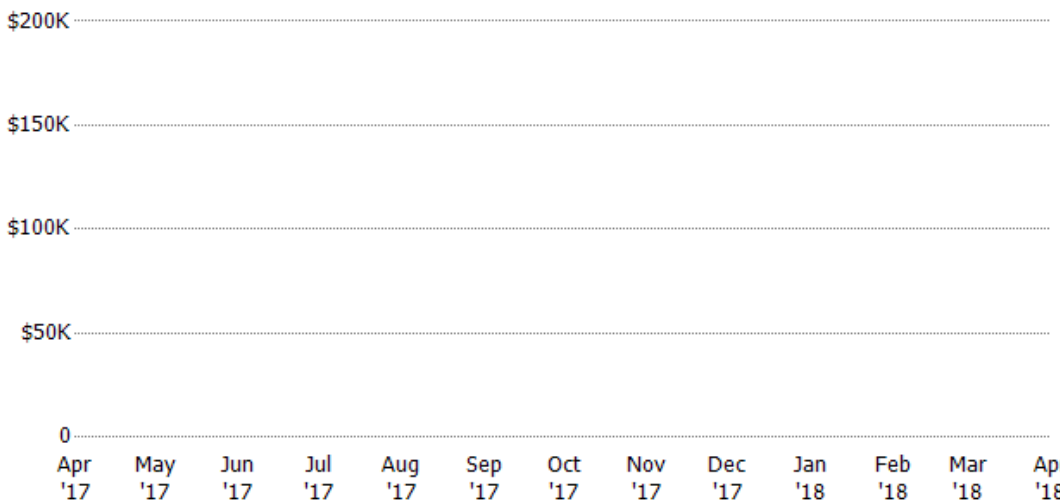
-36%

Average Sales Price vs Average Listing Price

The average sales price as a percentage of the average listing price for properties sold each month.

Filters Used

ZIP: White River Junction, VT 05001
Property Type:
Condo/Townhouse/Apt, Single
Family Residence



Avg Sales Price as a % of Avg List Price

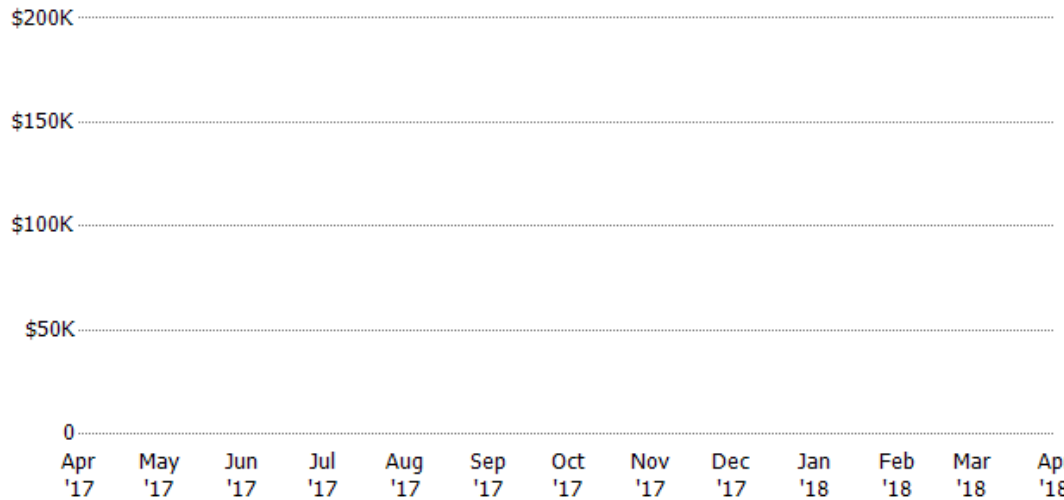
94%

Median Sales Price vs Median Listing Price

The median sales price as a percentage of the median listing price for properties sold each month.

Filters Used

ZIP: White River Junction, VT 05001
Property Type:
Condo/Townhouse/Apt, Single
Family Residence



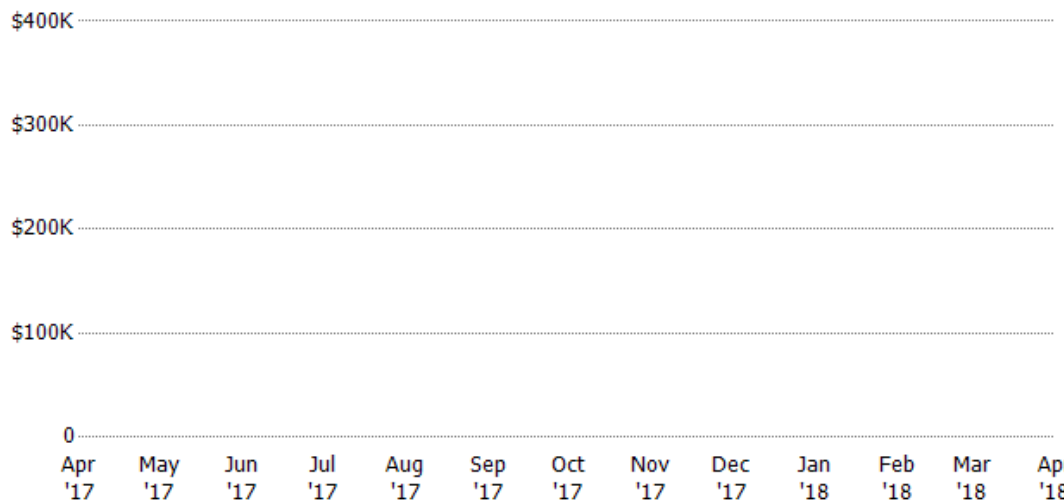
Median List Price	-	-	-	-	-	-	-	-	-	-	-	-	\$162K
Median Sales Price	-	-	-	-	-	-	-	-	-	-	-	-	\$157K
Med Sales Price as a % of Med List Price	-	-	-	-	-	-	-	-	-	-	-	-	97%

Average Sales Price vs Average Est Value

The average sales price as a percentage of the average AVM or RVM® valuation estimate for properties sold each month.

Filters Used

ZIP: White River Junction, VT 05001
Property Type:
Condo/Townhouse/Apt, Single
Family Residence



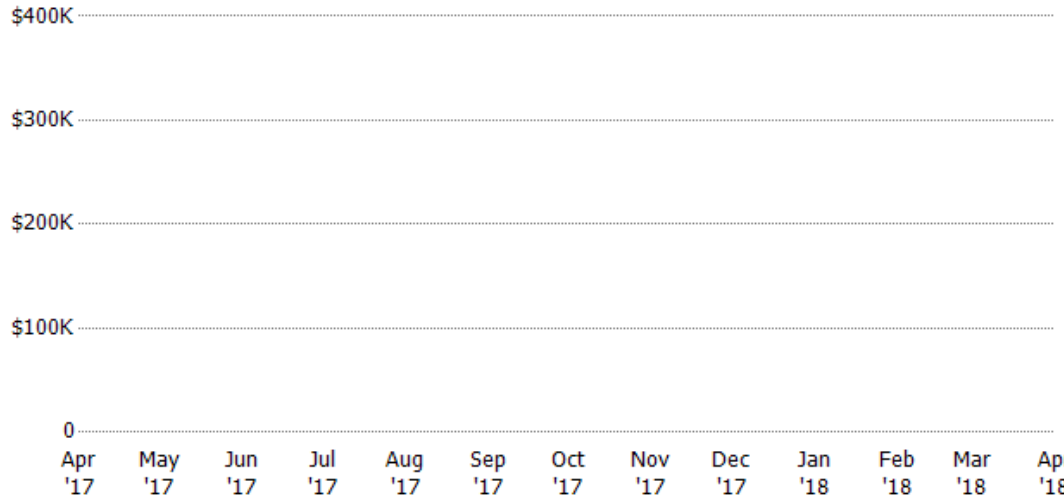
Avg Est Value	-	-	-	-	-	-	-	-	-	-	-	-	\$380K
Avg Sales Price	-	-	-	-	-	-	-	-	-	-	-	-	\$191K
Avg Sales Price as a % of Avg Est Value	-	-	-	-	-	-	-	-	-	-	-	-	50%

Median Sales Price vs Median Est Value

The median sales price as a percent of the median AVM or RVM® valuation estimate for properties sold each month.

Filters Used

ZIP: White River Junction, VT 05001
Property Type:
Condo/Townhouse/Apt, Single
Family Residence



Median Est Value	-	-	-	-	-	-	-	-	-	-	-	-	\$380K
Median Sales Price	-	-	-	-	-	-	-	-	-	-	-	-	\$162K
Med Sales Price as a % of Med Est Value	-	-	-	-	-	-	-	-	-	-	-	-	43%