Summary of Key Listing and Sales Metrics

A summary of the key metrics selected to be included in the report. MLS sources where licensed.

Key Metrics	Nov 2018	Nov 2017	+ / -	YTD 2018	YTD 2017	+ / -
Listing Activity Charts Metrics						
New Listing Count	6	1	+500%	6	1	+500%
New Listing Volume	$1,624,000	$239,900	+576.9%	$1,624,000	$239,900	+576.9%
Active Listing Count	34	–	–	N/A	N/A	
Active Listing Volume	$17,227,149	–	–	N/A	N/A	
Average Listing Price	$506,681	–	–	$506,681	–	–
Median Listing Price	$353,275	–	–	$353,275	–	–
Median Days in RPR	149	–	–	149	–	–
Months of Inventory	–	–	–	–	8.5	–
Absorption Rate	–	–	–	–	11.76%	–
Sales Activity Charts Metrics						
New Pending Sales Count	5	5	+–	5	5	+–
New Pending Sales Volume	$1,286,300	$1,367,900	-6%	$1,286,300	$1,367,900	-6%
Pending Sales Count	6	–	–	N/A	N/A	
Pending Sales Volume	$1,782,800	–	–	N/A	N/A	
Closed Sales Count	3	5	-40%	3	5	-40%
Closed Sales Volume	$2,029,000	$2,412,900	-15.9%	$2,029,000	$2,412,900	-15.9%
Average Sales Price	$676,333	$482,580	+40.1%	$676,333	$482,580	+40.1%
Median Sales Price	$340,000	$265,000	+28.3%	$340,000	$265,000	+28.3%

Copyright 2018 Realtors Property Resource® LLC. All Rights Reserved.
Information is not guaranteed. Equal Housing Opportunity.

New Listings

The number of new residential listings that were added each month.

Filters Used

ZIP: Vergennes, VT 05491
Property Type:
Condo/Townhouse/Apt, Single Family Residence

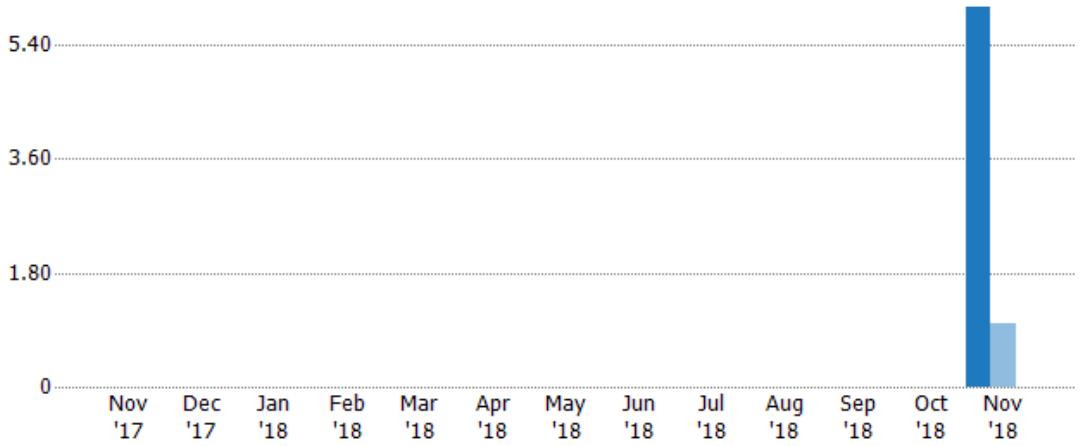

	Nov '17	Dec '17	Jan '18	Feb '18	Mar '18	Apr '18	May '18	Jun '18	Jul '18	Aug '18	Sep '18	Oct '18	Nov '18
Current Year	-	-	-	-	-	-	-	-	-	-	-	-	6
Prior Year	-	-	-	-	-	-	-	-	-	-	-	-	1
Percent Change from Prior Year	-	-	-	-	-	-	-	-	-	-	-	-	500%

New Listing Volume

The sum of the listing price of residential listings that were added each month.

Filters Used

ZIP: Vergennes, VT 05491
Property Type:
Condo/Townhouse/Apt, Single Family Residence

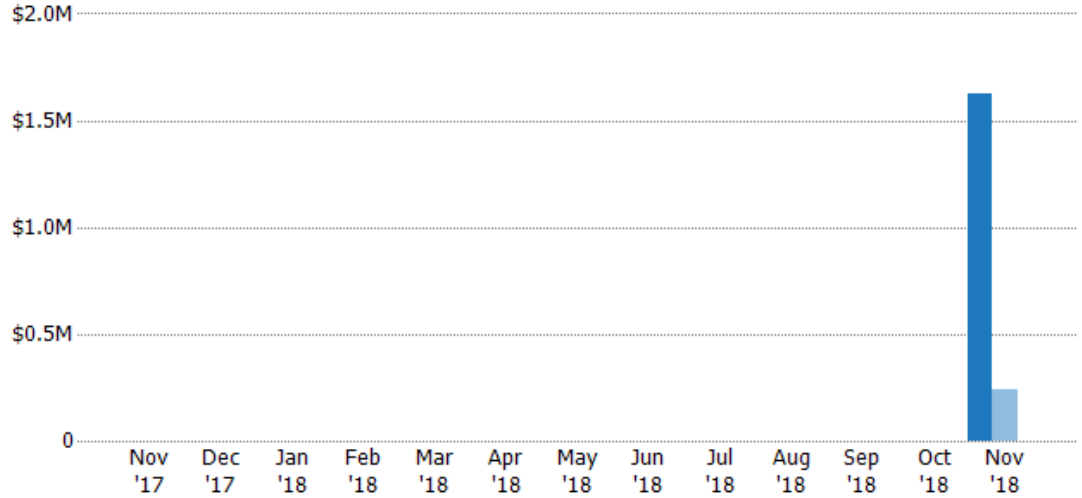

	Nov '17	Dec '17	Jan '18	Feb '18	Mar '18	Apr '18	May '18	Jun '18	Jul '18	Aug '18	Sep '18	Oct '18	Nov '18
Current Year	-	-	-	-	-	-	-	-	-	-	-	-	$1.62M
Prior Year	-	-	-	-	-	-	-	-	-	-	-	-	$240K
Percent Change from Prior Year	-	-	-	-	-	-	-	-	-	-	-	-	577%

Copyright 2018 Realtors Property Resource® LLC. All Rights Reserved.
Information is not guaranteed. Equal Housing Opportunity.

Active Listings

The number of active residential listings at the end of each month.

Filters Used

ZIP: Vergennes, VT 05491
Property Type:
Condo/Townhouse/Apt, Single Family Residence

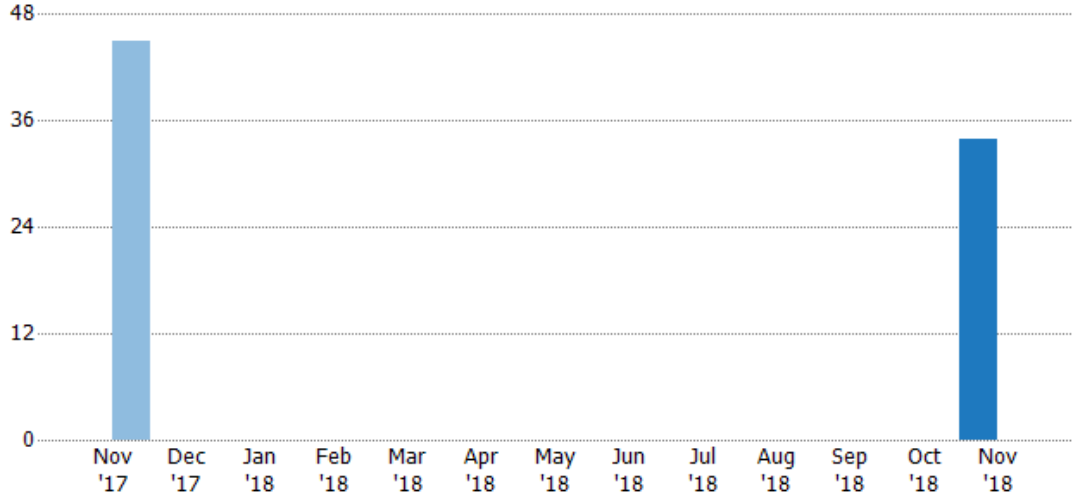

	Nov '17	Dec '17	Jan '18	Feb '18	Mar '18	Apr '18	May '18	Jun '18	Jul '18	Aug '18	Sep '18	Oct '18	Nov '18
Current Year	-	-	-	-	-	-	-	-	-	-	-	-	34
Prior Year	45	-	-	-	-	-	-	-	-	-	-	-	-
Percent Change from Prior Year	-100%	-	-	-	-	-	-	-	-	-	-	-	100%

Active Listing Volume

The sum of the listing price of active residential listings at the end of each month.

Filters Used

ZIP: Vergennes, VT 05491
Property Type:
Condo/Townhouse/Apt, Single Family Residence

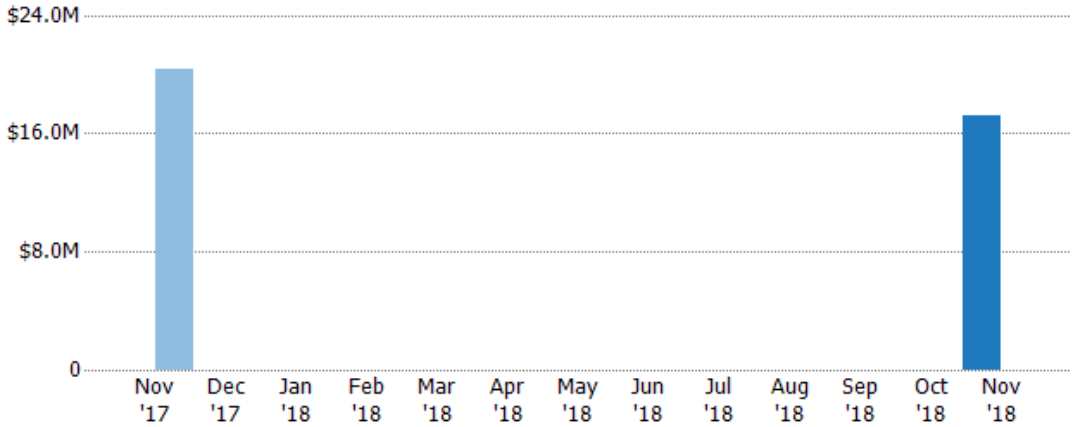

	Nov '17	Dec '17	Jan '18	Feb '18	Mar '18	Apr '18	May '18	Jun '18	Jul '18	Aug '18	Sep '18	Oct '18	Nov '18
Current Year	-	-	-	-	-	-	-	-	-	-	-	-	$17.2M
Prior Year	$20.3M	-	-	-	-	-	-	-	-	-	-	-	-
Percent Change from Prior Year	-100%	-	-	-	-	-	-	-	-	-	-	-	100%

Copyright 2018 Realtors Property Resource® LLC. All Rights Reserved.
Information is not guaranteed. Equal Housing Opportunity.

Average Listing Price

The average listing price of active residential listings at the end of each month.

Filters Used

ZIP: Vergennes, VT 05491
Property Type:
Condo/Townhouse/Apt, Single Family Residence



	Nov '17	Dec '17	Jan '18	Feb '18	Mar '18	Apr '18	May '18	Jun '18	Jul '18	Aug '18	Sep '18	Oct '18	Nov '18
Current Year	-	-	-	-	-	-	-	-	-	-	-	-	$507K
Prior Year	$452K	-	-	-	-	-	-	-	-	-	-	-	-
Percent Change from Prior Year	-100%	-83%	-67%	-50%	-33%	-17%	0	17%	33%	50%	67%	83%	100%

Median Listing Price

The median listing price of active residential listings at the end of each month.

Filters Used

ZIP: Vergennes, VT 05491
Property Type:
Condo/Townhouse/Apt, Single Family Residence



	Nov '17	Dec '17	Jan '18	Feb '18	Mar '18	Apr '18	May '18	Jun '18	Jul '18	Aug '18	Sep '18	Oct '18	Nov '18
Current Year	-	-	-	-	-	-	-	-	-	-	-	-	$353K
Prior Year	$309K	-	-	-	-	-	-	-	-	-	-	-	-
Percent Change from Prior Year	-100%	-83%	-67%	-50%	-33%	-17%	0	17%	33%	50%	67%	83%	100%

Copyright 2018 Realtors Property Resource® LLC. All Rights Reserved.
Information is not guaranteed. Equal Housing Opportunity.

Median Days in RPR

The median number of days between when residential properties are first displayed as active listings in RPR and when accepted offers have been noted in RPR.

Filters Used

ZIP: Vergennes, VT 05491
Property Type:
Condo/Townhouse/Apt, Single Family Residence

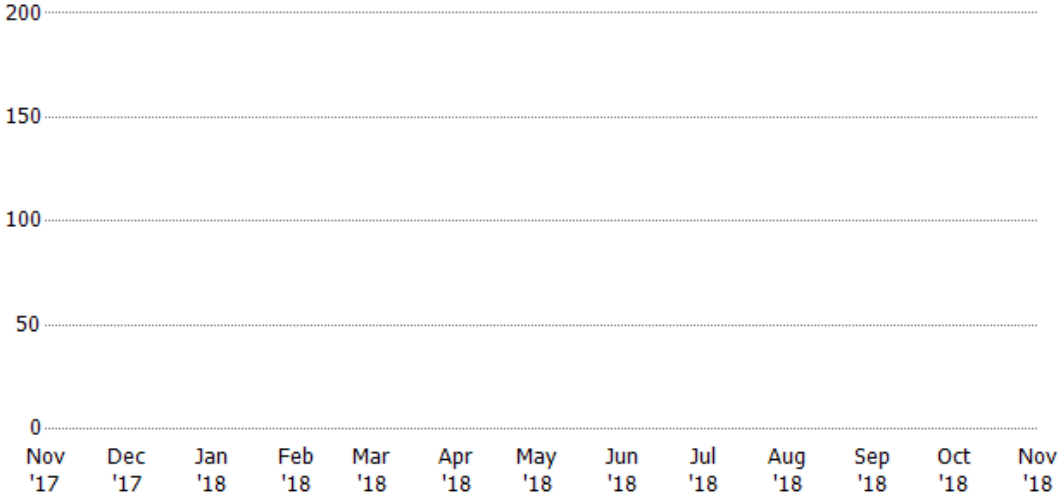

	Nov '17	Dec '17	Jan '18	Feb '18	Mar '18	Apr '18	May '18	Jun '18	Jul '18	Aug '18	Sep '18	Oct '18	Nov '18
Current Year	-	-	-	-	-	-	-	-	-	-	-	-	149
Prior Year	152	-	-	-	-	-	-	-	-	-	-	-	-
Percent Change from Prior Year	-100%	-83%	-67%	-50%	-33%	-17%	0	17%	33%	50%	67%	83%	100%

Months of Inventory

The number of months it would take to exhaust active listings at the current sales rate.

Filters Used

ZIP: Vergennes, VT 05491
Property Type:
Condo/Townhouse/Apt, Single Family Residence

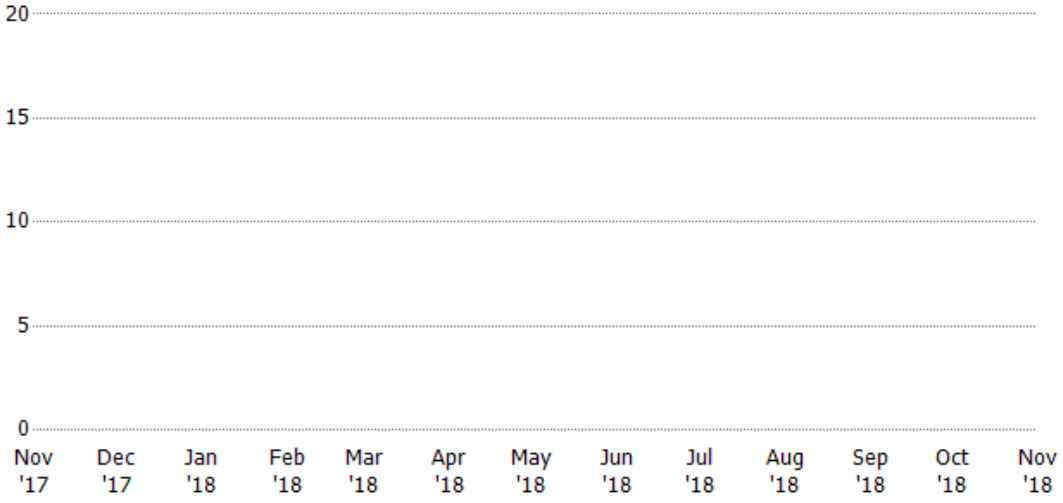

	Nov '17	Dec '17	Jan '18	Feb '18	Mar '18	Apr '18	May '18	Jun '18	Jul '18	Aug '18	Sep '18	Oct '18	Nov '18
Current Year	-	-	-	-	-	-	-	-	-	-	-	-	4.86
Prior Year	15	-	-	-	-	-	-	-	-	-	-	-	-
Percent Change from Prior Year	-100%	-83%	-67%	-50%	-33%	-17%	0	17%	33%	50%	67%	83%	100%

Copyright 2018 Realtors Property Resource® LLC. All Rights Reserved.
Information is not guaranteed. Equal Housing Opportunity.

Absorption Rate

The percentage of inventory sold per month.

Filters Used

ZIP: Vergennes, VT 05491
Property Type:
Condo/Townhouse/Apt, Single Family Residence

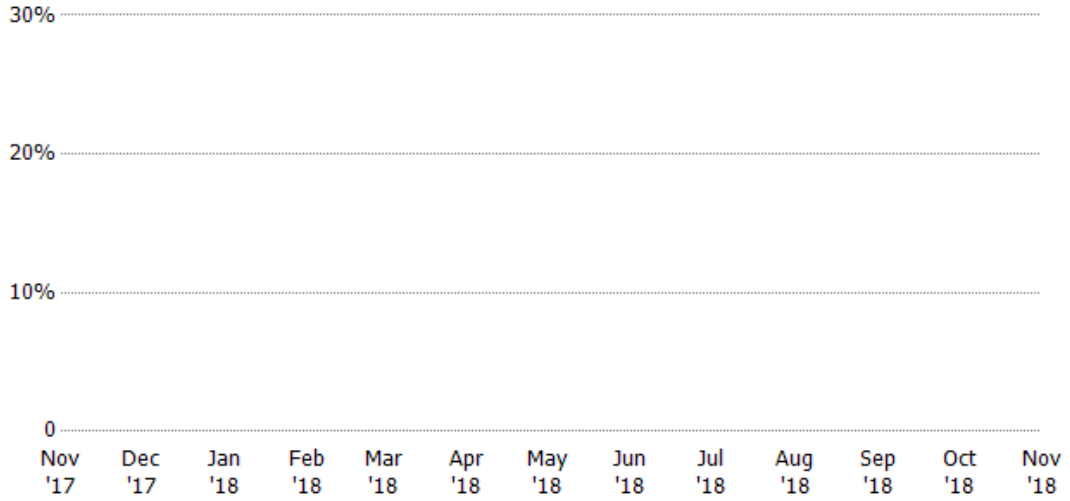

	Nov '17	Dec '17	Jan '18	Feb '18	Mar '18	Apr '18	May '18	Jun '18	Jul '18	Aug '18	Sep '18	Oct '18	Nov '18
Current Year	-	-	-	-	-	-	-	-	-	-	-	-	21%
Prior Year	7%	-	-	-	-	-	-	-	-	-	-	-	-
Change from Prior Year	7%	4%	2%	0%	-2%	-5%	-7%	-9%	-12%	-14%	-16%	-18%	-21%

Active/Pending/Sold Units

The number of residential properties that were Active, Pending and Sold each month.

Filters Used

ZIP: Vergennes, VT 05491
Property Type:
Condo/Townhouse/Apt, Single Family Residence

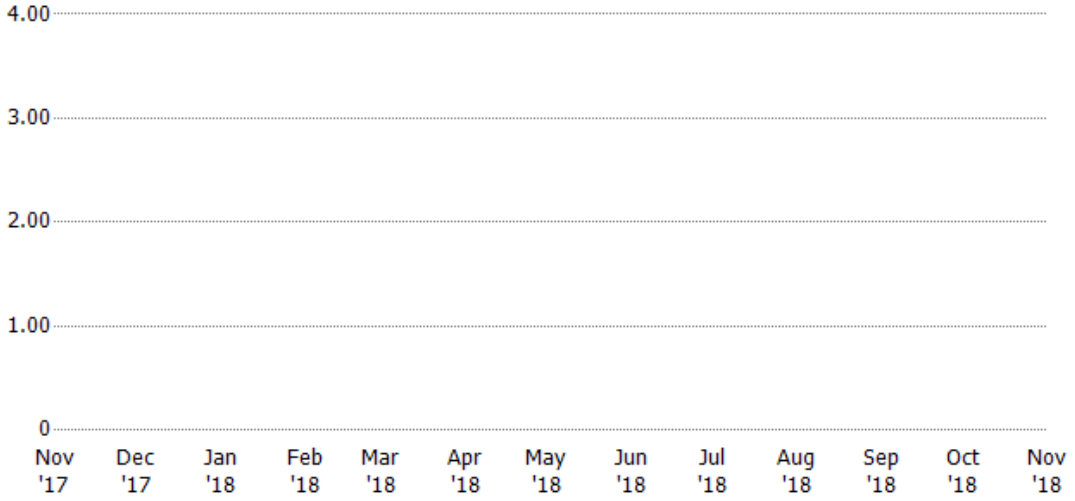

	Nov '17	Dec '17	Jan '18	Feb '18	Mar '18	Apr '18	May '18	Jun '18	Jul '18	Aug '18	Sep '18	Oct '18	Nov '18
Sold	-	-	-	-	-	-	-	-	-	-	-	-	3

Copyright 2018 Realtors Property Resource® LLC. All Rights Reserved.
Information is not guaranteed. Equal Housing Opportunity.

New Pending Sales

The number of residential properties with accepted offers that were added each month.

Filters Used

ZIP: Vergennes, VT 05491
Property Type:
Condo/Townhouse/Apt, Single Family Residence

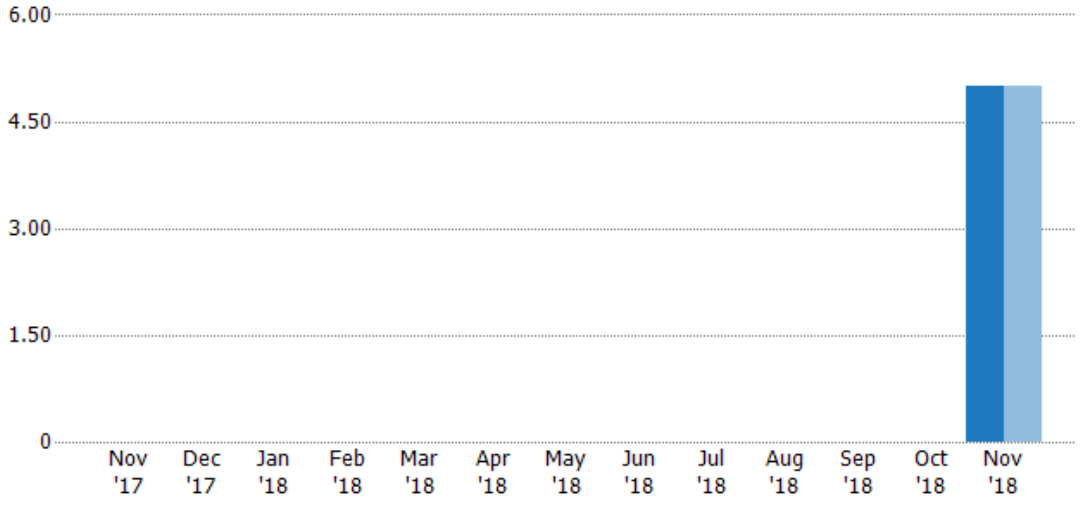

	Nov '17	Dec '17	Jan '18	Feb '18	Mar '18	Apr '18	May '18	Jun '18	Jul '18	Aug '18	Sep '18	Oct '18	Nov '18
Current Year	-	-	-	-	-	-	-	-	-	-	-	-	5
Prior Year	-	-	-	-	-	-	-	-	-	-	-	-	5
PriorExtra Year	-	-	-	-	-	-	-	-	-	-	-	-	-

New Pending Sales Volume

The sum of the sales price of residential properties with accepted offers that were added each month.

Filters Used

ZIP: Vergennes, VT 05491
Property Type:
Condo/Townhouse/Apt, Single Family Residence

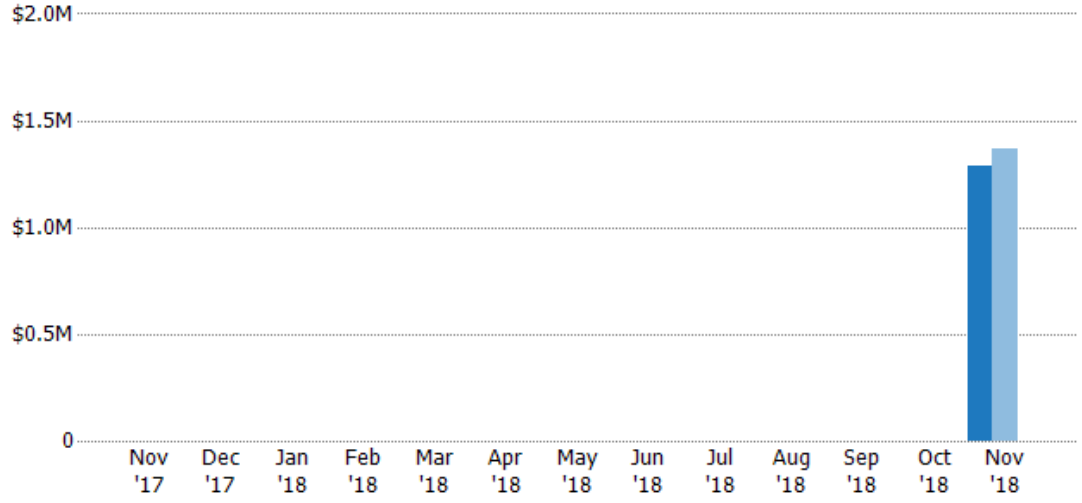

	Nov '17	Dec '17	Jan '18	Feb '18	Mar '18	Apr '18	May '18	Jun '18	Jul '18	Aug '18	Sep '18	Oct '18	Nov '18
Current Year	-	-	-	-	-	-	-	-	-	-	-	-	$1.29M
Prior Year	-	-	-	-	-	-	-	-	-	-	-	-	$1.37M
Percent Change from Prior Year	-	-	-	-	-	-	-	-	-	-	-	-	-6%

Copyright 2018 Realtors Property Resource® LLC. All Rights Reserved.
Information is not guaranteed. Equal Housing Opportunity.

Pending Sales

The number of residential properties with accepted offers that were available at the end each month.

Filters Used

ZIP: Vergennes, VT 05491
Property Type:
Condo/Townhouse/Apt, Single Family Residence

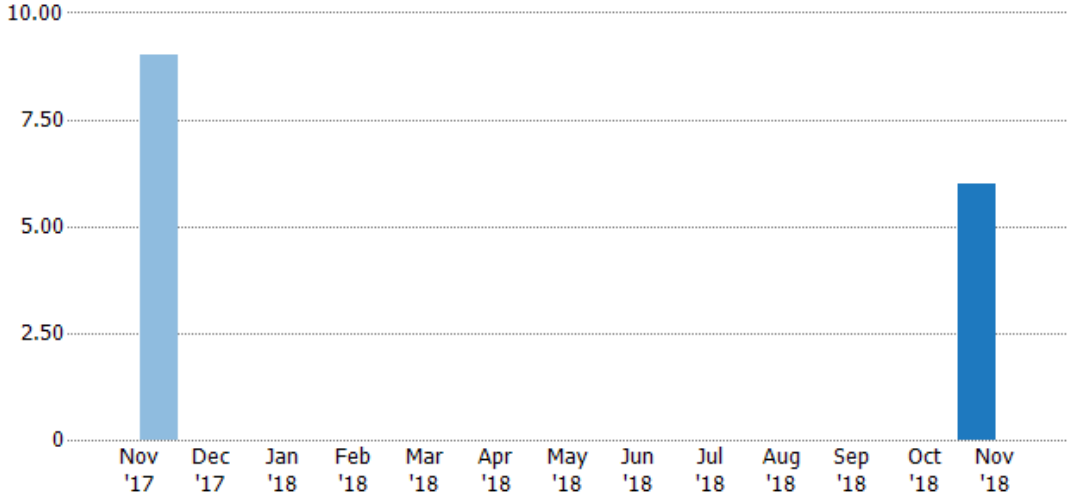

	Nov '17	Dec '17	Jan '18	Feb '18	Mar '18	Apr '18	May '18	Jun '18	Jul '18	Aug '18	Sep '18	Oct '18	Nov '18
Current Year	-	-	-	-	-	-	-	-	-	-	-	-	6
Prior Year	9	-	-	-	-	-	-	-	-	-	-	-	-
Percent Change from Prior Year	-100%	-	-	-	-	-	-	-	-	-	-	-	100%

Pending Sales Volume

The sum of the sales price of residential properties with accepted offers that were available at the end of each month.

Filters Used

ZIP: Vergennes, VT 05491
Property Type:
Condo/Townhouse/Apt, Single Family Residence

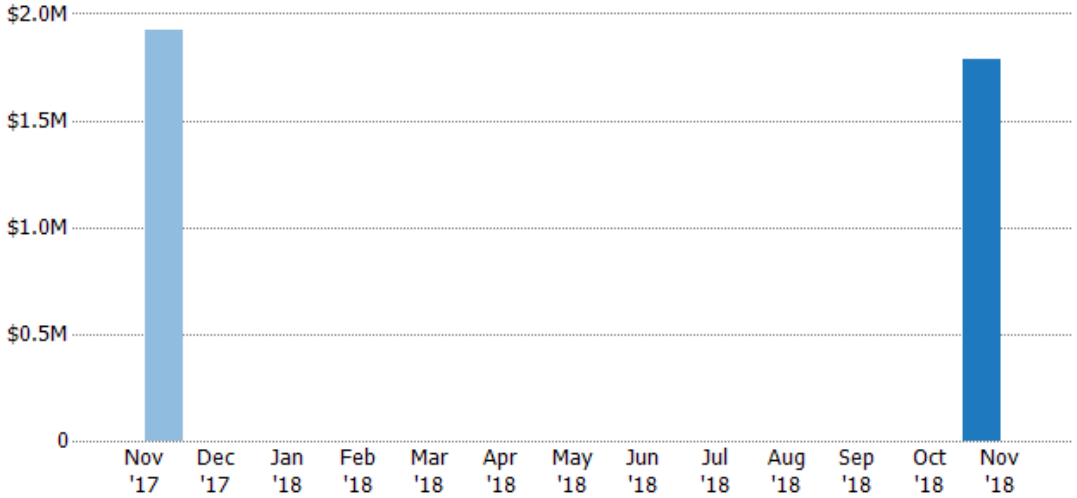

	Nov '17	Dec '17	Jan '18	Feb '18	Mar '18	Apr '18	May '18	Jun '18	Jul '18	Aug '18	Sep '18	Oct '18	Nov '18
Current Year	-	-	-	-	-	-	-	-	-	-	-	-	$1.78M
Prior Year	$1.92M	-	-	-	-	-	-	-	-	-	-	-	-
Percent Change from Prior Year	-100%	-	-	-	-	-	-	-	-	-	-	-	100%

Copyright 2018 Realtors Property Resource® LLC. All Rights Reserved.
Information is not guaranteed. Equal Housing Opportunity.

Closed Sales

The total number of residential properties sold each month.

Filters Used

ZIP: Vergennes, VT 05491
Property Type:
Condo/Townhouse/Apt, Single Family Residence

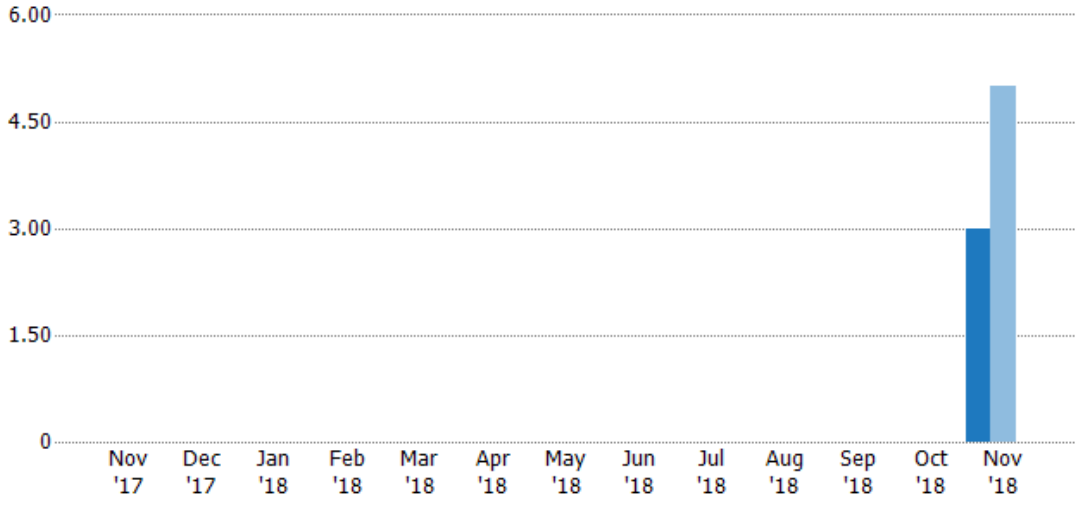

	Nov '17	Dec '17	Jan '18	Feb '18	Mar '18	Apr '18	May '18	Jun '18	Jul '18	Aug '18	Sep '18	Oct '18	Nov '18
Current Year	-	-	-	-	-	-	-	-	-	-	-	-	3
Prior Year	-	-	-	-	-	-	-	-	-	-	-	-	5
Percent Change from Prior Year	-	-	-	-	-	-	-	-	-	-	-	-	-40%

Closed Sales Volume

The sum of the sales price of residential properties sold each month.

Filters Used

ZIP: Vergennes, VT 05491
Property Type:
Condo/Townhouse/Apt, Single Family Residence

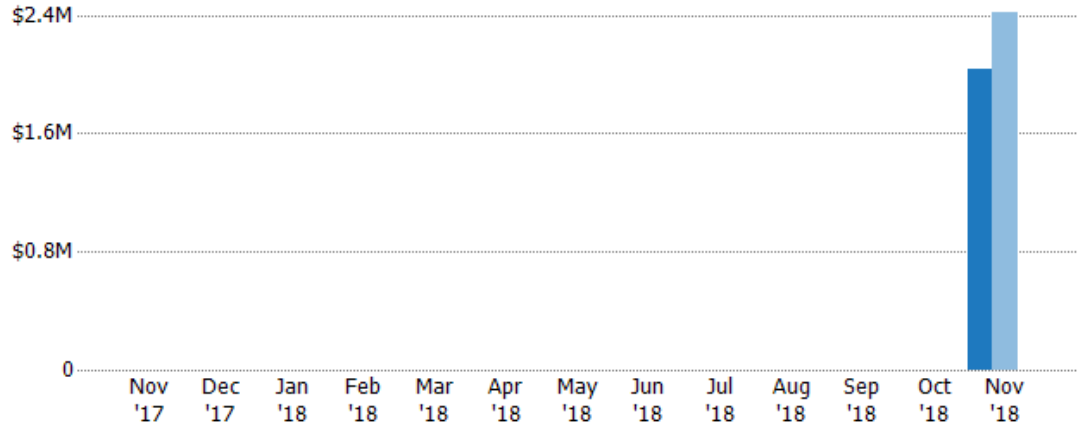

	Nov '17	Dec '17	Jan '18	Feb '18	Mar '18	Apr '18	May '18	Jun '18	Jul '18	Aug '18	Sep '18	Oct '18	Nov '18
Current Year	-	-	-	-	-	-	-	-	-	-	-	-	$2.03M
Prior Year	-	-	-	-	-	-	-	-	-	-	-	-	$2.41M
Percent Change from Prior Year	-	-	-	-	-	-	-	-	-	-	-	-	-16%

Copyright 2018 Realtors Property Resource® LLC. All Rights Reserved.
Information is not guaranteed. Equal Housing Opportunity.

Closed Sales by Property Type

The percentage of residential properties sold each month by property type.

Filters Used

ZIP: Vergennes, VT 05491
Property Type:
Condo/Townhouse/Apt, Single Family Residence

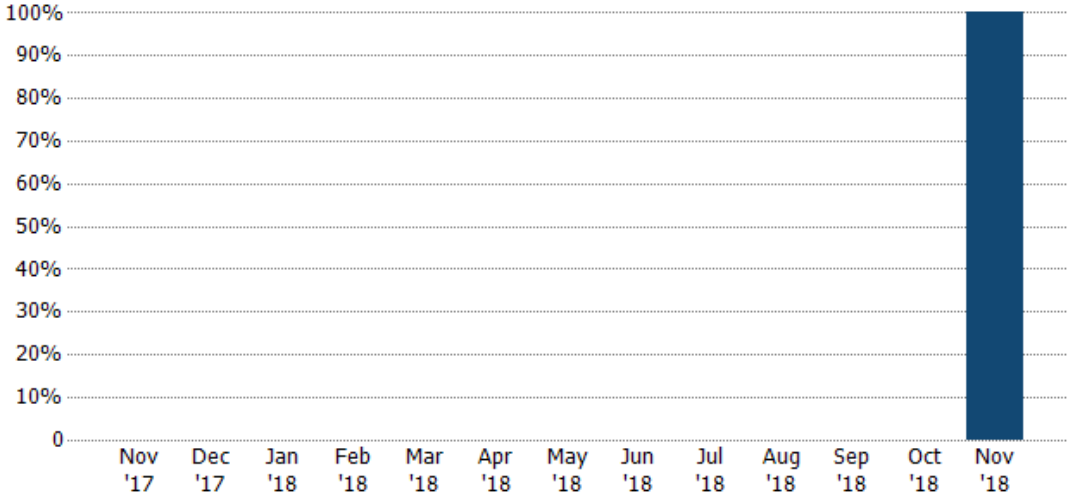

	Nov '17	Dec '17	Jan '18	Feb '18	Mar '18	Apr '18	May '18	Jun '18	Jul '18	Aug '18	Sep '18	Oct '18	Nov '18
Single Family Residence	-	-	-	-	-	-	-	-	-	-	-	-	100%

Average Sales Price

The average sales price of the residential properties sold each month.

Filters Used

ZIP: Vergennes, VT 05491
Property Type:
Condo/Townhouse/Apt, Single Family Residence

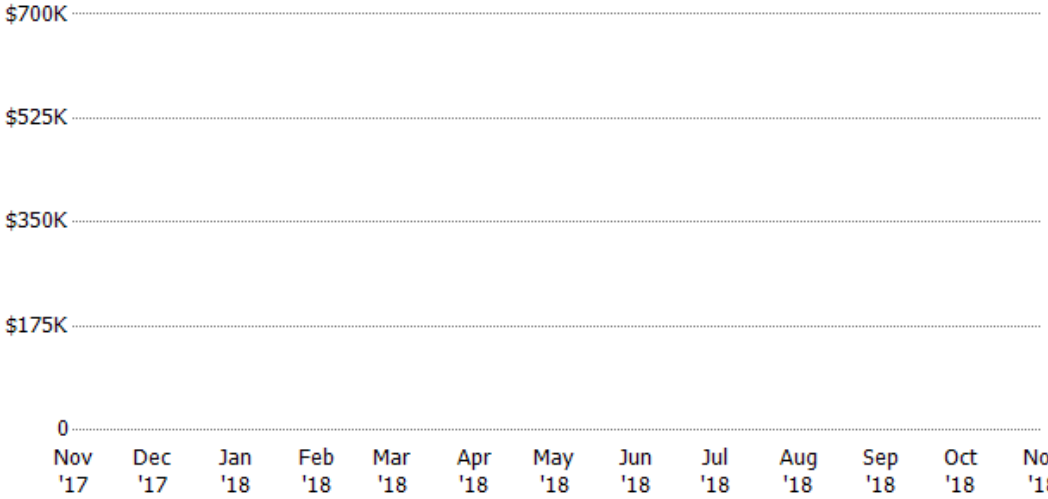

	Nov '17	Dec '17	Jan '18	Feb '18	Mar '18	Apr '18	May '18	Jun '18	Jul '18	Aug '18	Sep '18	Oct '18	Nov '18
Current Year	-	-	-	-	-	-	-	-	-	-	-	-	$676K
Prior Year	-	-	-	-	-	-	-	-	-	-	-	-	$483K
Percent Change from Prior Year	-	-	-	-	-	-	-	-	-	-	-	-	40%

Copyright 2018 Realtors Property Resource® LLC. All Rights Reserved.
Information is not guaranteed. Equal Housing Opportunity.

Median Sales Price

The median sales price of the residential properties sold each month.

Filters Used

ZIP: Vergennes, VT 05491
Property Type:
Condo/Townhouse/Apt, Single Family Residence

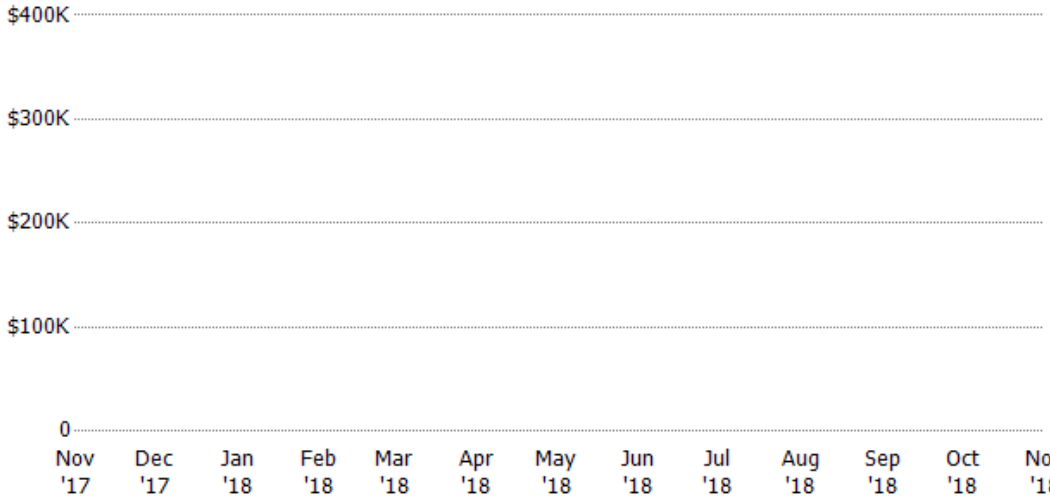

	Nov '17	Dec '17	Jan '18	Feb '18	Mar '18	Apr '18	May '18	Jun '18	Jul '18	Aug '18	Sep '18	Oct '18	Nov '18
Current Year	-	-	-	-	-	-	-	-	-	-	-	-	$340K
Prior Year	-	-	-	-	-	-	-	-	-	-	-	-	$265K
Percent Change from Prior Year	-	-	-	-	-	-	-	-	-	-	-	-	28%

Average Sales Price vs Average Listing Price

The average sales price as a percentage of the average listing price for properties sold each month.

Filters Used

ZIP: Vergennes, VT 05491
Property Type:
Condo/Townhouse/Apt, Single Family Residence

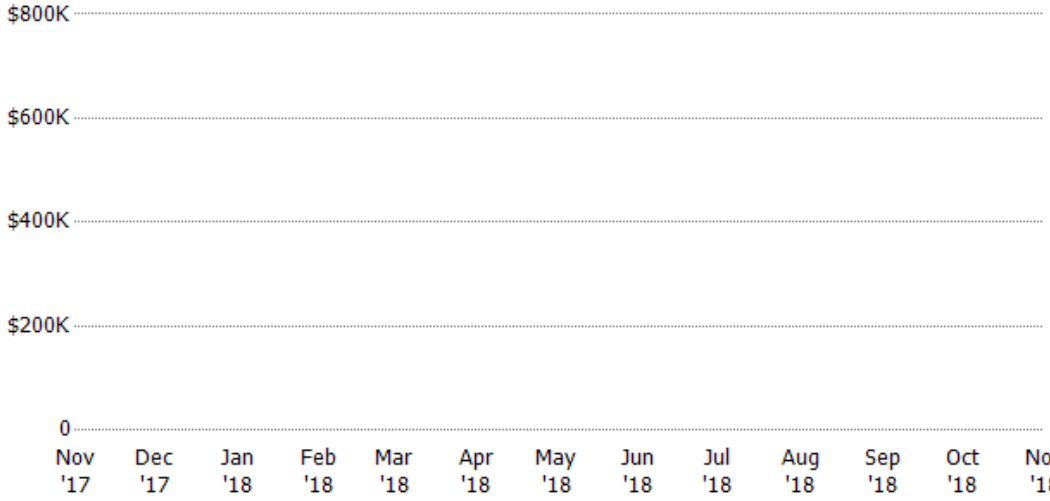

	Nov '17	Dec '17	Jan '18	Feb '18	Mar '18	Apr '18	May '18	Jun '18	Jul '18	Aug '18	Sep '18	Oct '18	Nov '18
Avg List Price	-	-	-	-	-	-	-	-	-	-	-	-	$713K
Avg Sales Price	-	-	-	-	-	-	-	-	-	-	-	-	$676K
Avg Sales Price as a % of Avg List Price	-	-	-	-	-	-	-	-	-	-	-	-	95%

Copyright 2018 Realtors Property Resource® LLC. All Rights Reserved.
Information is not guaranteed. Equal Housing Opportunity.

Median Sales Price vs Median Listing Price

The median sales price as a percentage of the median listing price for properties sold each month.

Filters Used

ZIP: Vergennes, VT 05491
Property Type:
Condo/Townhouse/Apt, Single Family Residence

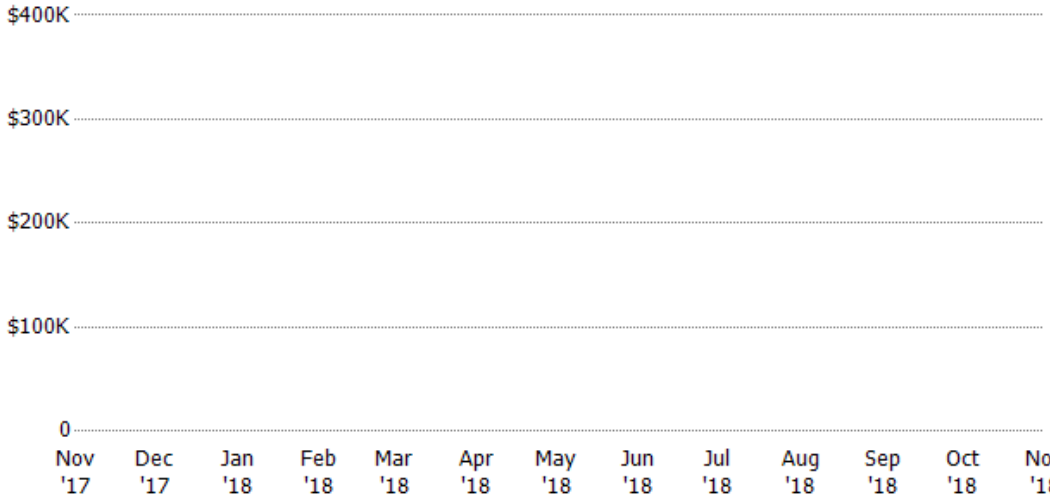

	Nov '17	Dec '17	Jan '18	Feb '18	Mar '18	Apr '18	May '18	Jun '18	Jul '18	Aug '18	Sep '18	Oct '18	Nov '18
Median List Price	-	-	-	-	-	-	-	-	-	-	-	-	$355K
Median Sales Price	-	-	-	-	-	-	-	-	-	-	-	-	$340K
Med Sales Price as a % of Med List Price	-	-	-	-	-	-	-	-	-	-	-	-	96%

Average Sales Price vs Average Est Value

The average sales price as a percentage of the average AVM or RVM® valuation estimate for properties sold each month.

Filters Used

ZIP: Vergennes, VT 05491
Property Type:
Condo/Townhouse/Apt, Single Family Residence

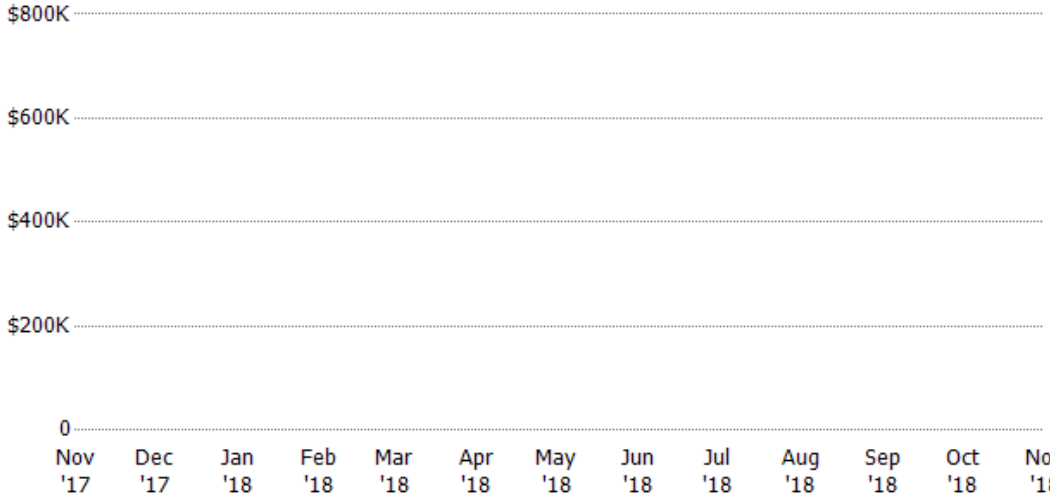

	Nov '17	Dec '17	Jan '18	Feb '18	Mar '18	Apr '18	May '18	Jun '18	Jul '18	Aug '18	Sep '18	Oct '18	Nov '18
Avg Est Value	-	-	-	-	-	-	-	-	-	-	-	-	$325K
Avg Sales Price	-	-	-	-	-	-	-	-	-	-	-	-	$713K
Avg Sales Price as a % of Avg Est Value	-	-	-	-	-	-	-	-	-	-	-	-	219%

Copyright 2018 Realtors Property Resource® LLC. All Rights Reserved.
Information is not guaranteed. Equal Housing Opportunity.

Median Sales Price vs Median Est Value

The median sales price as a percent of the median AVM or RVM® valuation estimate for properties sold each month.

Filters Used

ZIP: Vergennes, VT 05491
Property Type:
Condo/Townhouse/Apt, Single Family Residence

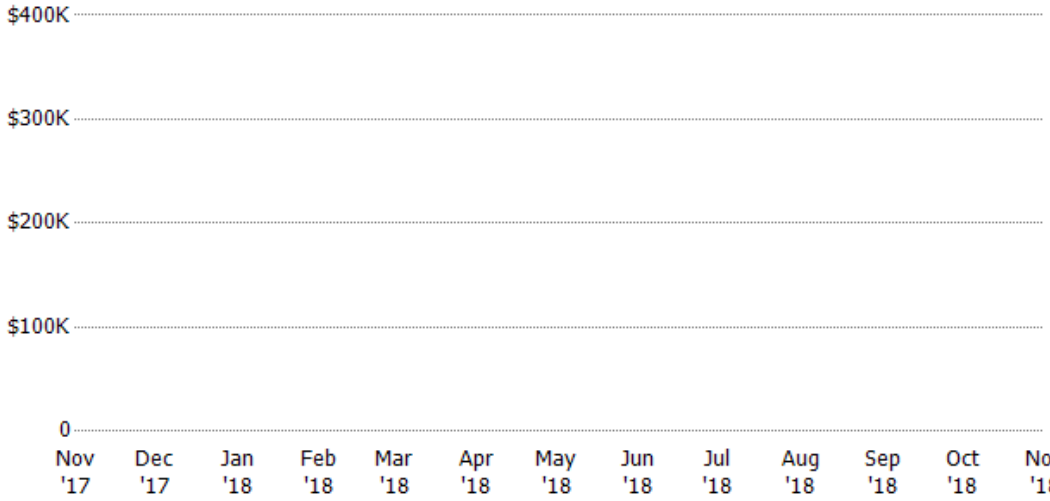

	Nov '17	Dec '17	Jan '18	Feb '18	Mar '18	Apr '18	May '18	Jun '18	Jul '18	Aug '18	Sep '18	Oct '18	Nov '18
Median Est Value	-	-	-	-	-	-	-	-	-	-	-	-	$325K
Median Sales Price	-	-	-	-	-	-	-	-	-	-	-	-	$355K
Med Sales Price as a % of Med Est Value	-	-	-	-	-	-	-	-	-	-	-	-	109%

Copyright 2018 Realtors Property Resource® LLC. All Rights Reserved.
Information is not guaranteed. Equal Housing Opportunity.