

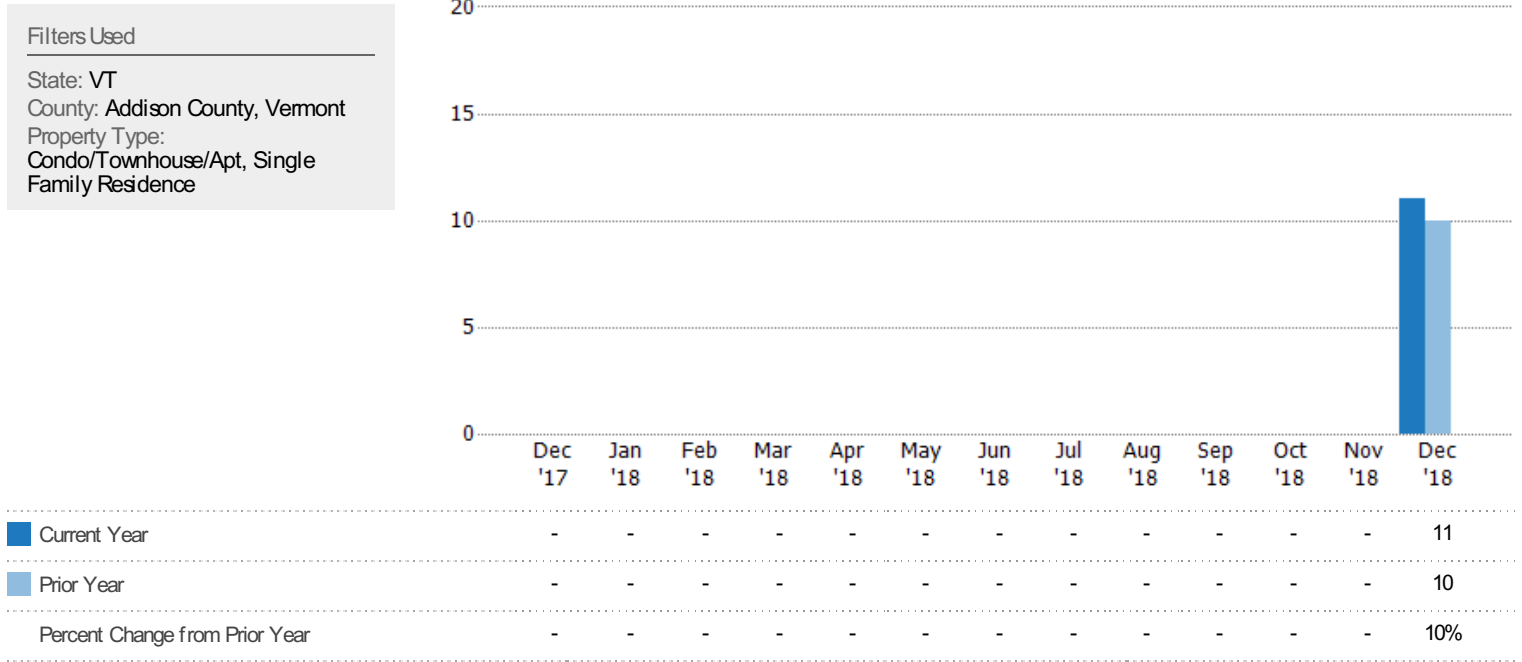
## Summary of Key Listing and Sales Metrics

A summary of the key metrics selected to be included in the report. MLS sources where licensed.

Key Metrics	Dec 2018	Dec 2017	+ / -	YTD 2018	YTD 2017	+ / -
<b>Listing Activity Charts Metrics</b>						
New Listing Count	11	10	+10%	11	10	+10%
New Listing Volume	\$2,929,800	\$4,236,800	-30.8%	\$2,929,800	\$4,236,800	-30.8%
Active Listing Count	204	177	+15.3%	N/A	N/A	
Active Listing Volume	\$88,675,784	\$71,026,323	+24.8%	N/A	N/A	
Average Listing Price	\$434,685	\$401,279	+8.3%	\$434,685	\$401,279	+8.3%
Median Listing Price	\$313,500	\$298,900	+4.9%	\$313,500	\$298,900	+4.9%
Median Days in RPR	165	191	-13.6%	165	191	-13.6%
Months of Inventory	-	-	-	9.7	7.1	+37.2%
Absorption Rate	-	-	+-	10.29%	14.12%	-3.8%
<b>Sales Activity Charts Metrics</b>						
New Pending Sales Count	18	17	+5.9%	18	17	+5.9%
New Pending Sales Volume	\$4,451,600	\$4,931,950	-9.7%	\$4,451,600	\$4,931,950	-9.7%
Pending Sales Count	36	25	+44%	N/A	N/A	
Pending Sales Volume	\$9,772,800	\$7,108,851	+37.5%	N/A	N/A	
Closed Sales Count	25	21	+19%	25	21	+19%
Closed Sales Volume	\$7,328,200	\$5,632,500	+30.1%	\$7,328,200	\$5,632,500	+30.1%
Average Sales Price	\$293,128	\$268,214	+9.3%	\$293,128	\$268,214	+9.3%
Median Sales Price	\$265,000	\$260,000	+1.9%	\$265,000	\$260,000	+1.9%

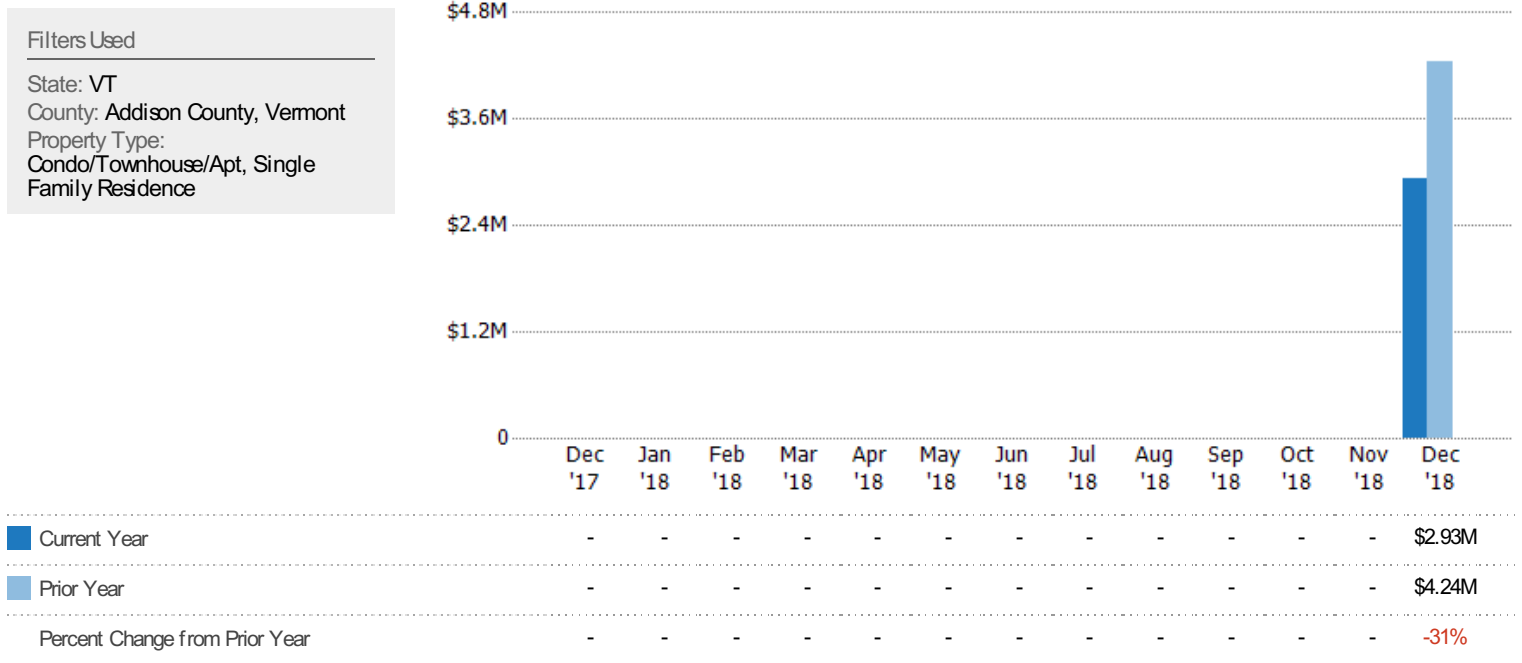
## New Listings

The number of new residential listings that were added each month.



## New Listing Volume

The sum of the listing price of residential listings that were added each month.




## Active Listings

The number of active residential listings at the end of each month.

### Filters Used

State: VT  
 County: Addison County, Vermont  
 Property Type:  
 Condo/Townhouse/Apt, Single  
 Family Residence



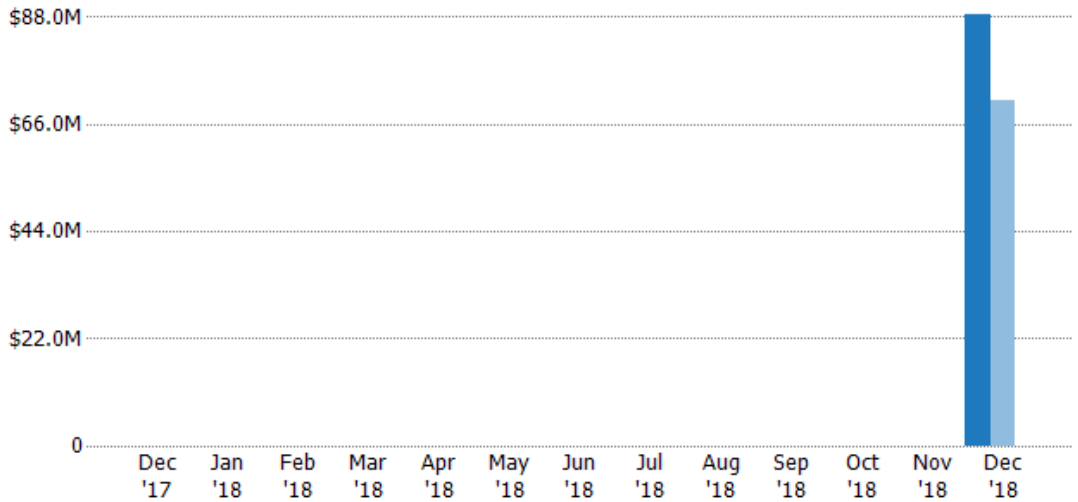
Current Year	-	-	-	-	-	-	-	-	-	-	-	-	-	204
Prior Year	-	-	-	-	-	-	-	-	-	-	-	-	-	177
Percent Change from Prior Year	-	-	-	-	-	-	-	-	-	-	-	-	-	15%

## Active Listing Volume

The sum of the listing price of active residential listings at the end of each month.

### Filters Used

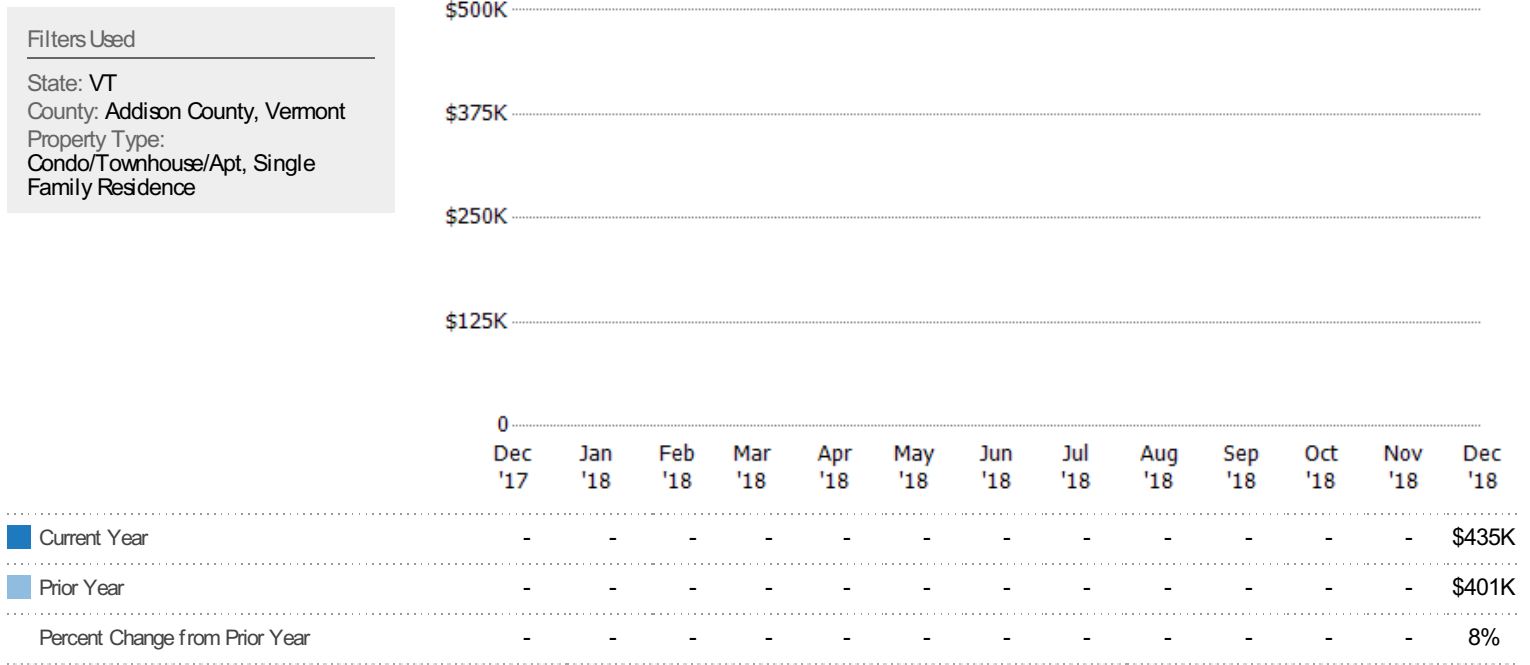
State: VT  
 County: Addison County, Vermont  
 Property Type:  
 Condo/Townhouse/Apt, Single  
 Family Residence



Current Year	-	-	-	-	-	-	-	-	-	-	-	-	-	\$88.7M
Prior Year	-	-	-	-	-	-	-	-	-	-	-	-	-	\$71M
Percent Change from Prior Year	-	-	-	-	-	-	-	-	-	-	-	-	-	25%

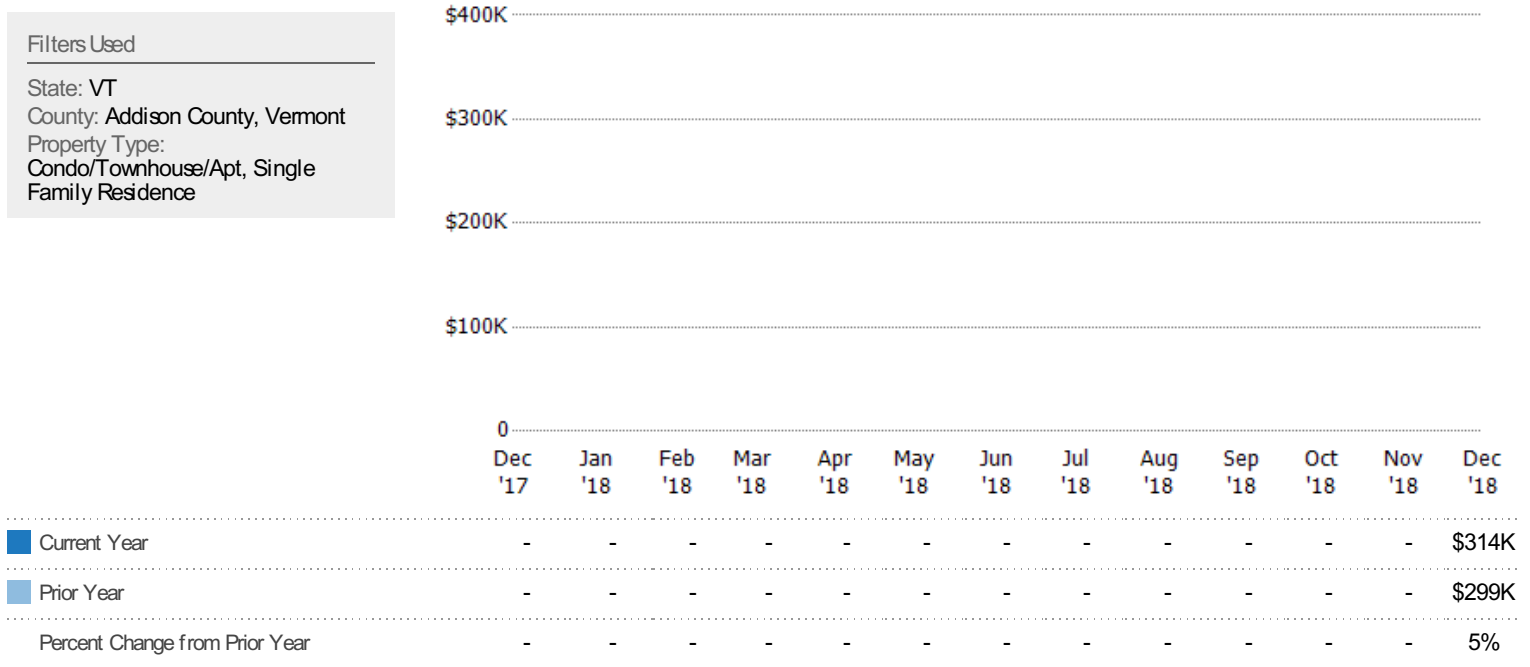
## Average Listing Price

The average listing price of active residential listings at the end of each month.



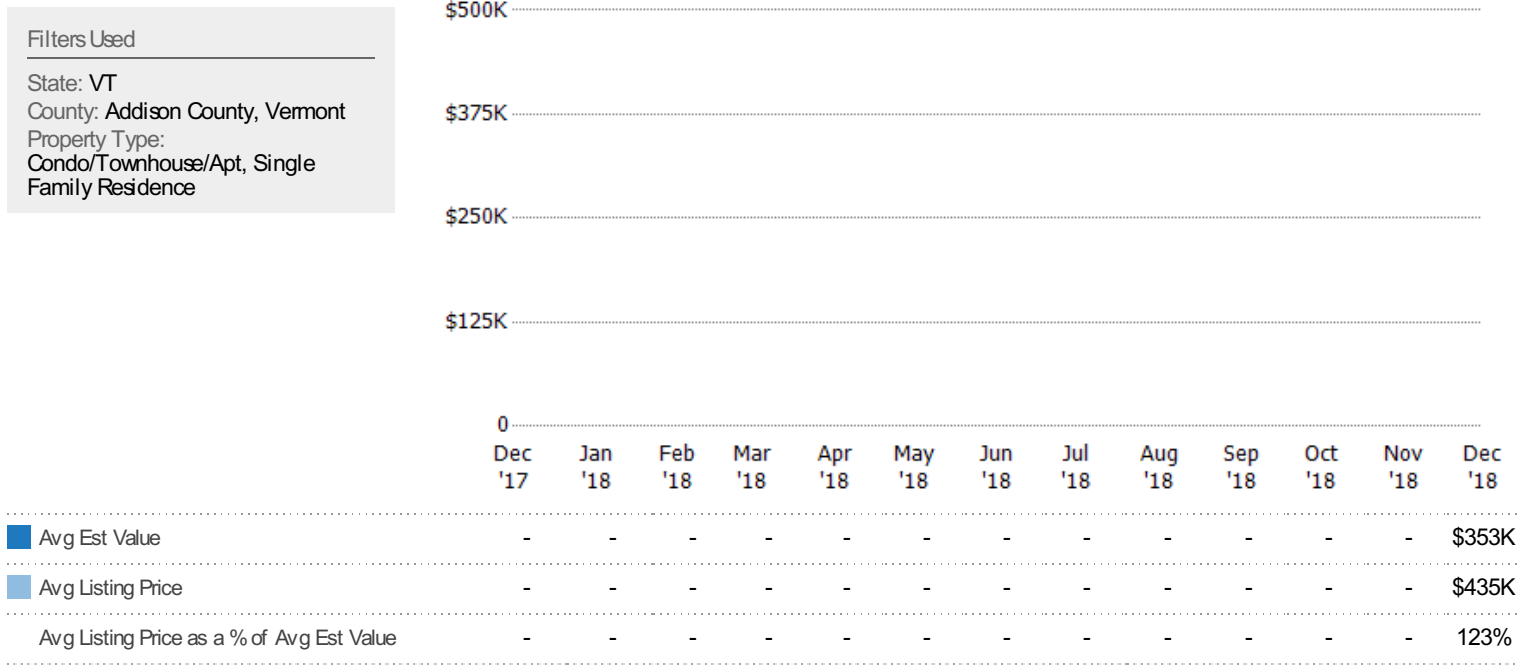
## Median Listing Price

The median listing price of active residential listings at the end of each month.



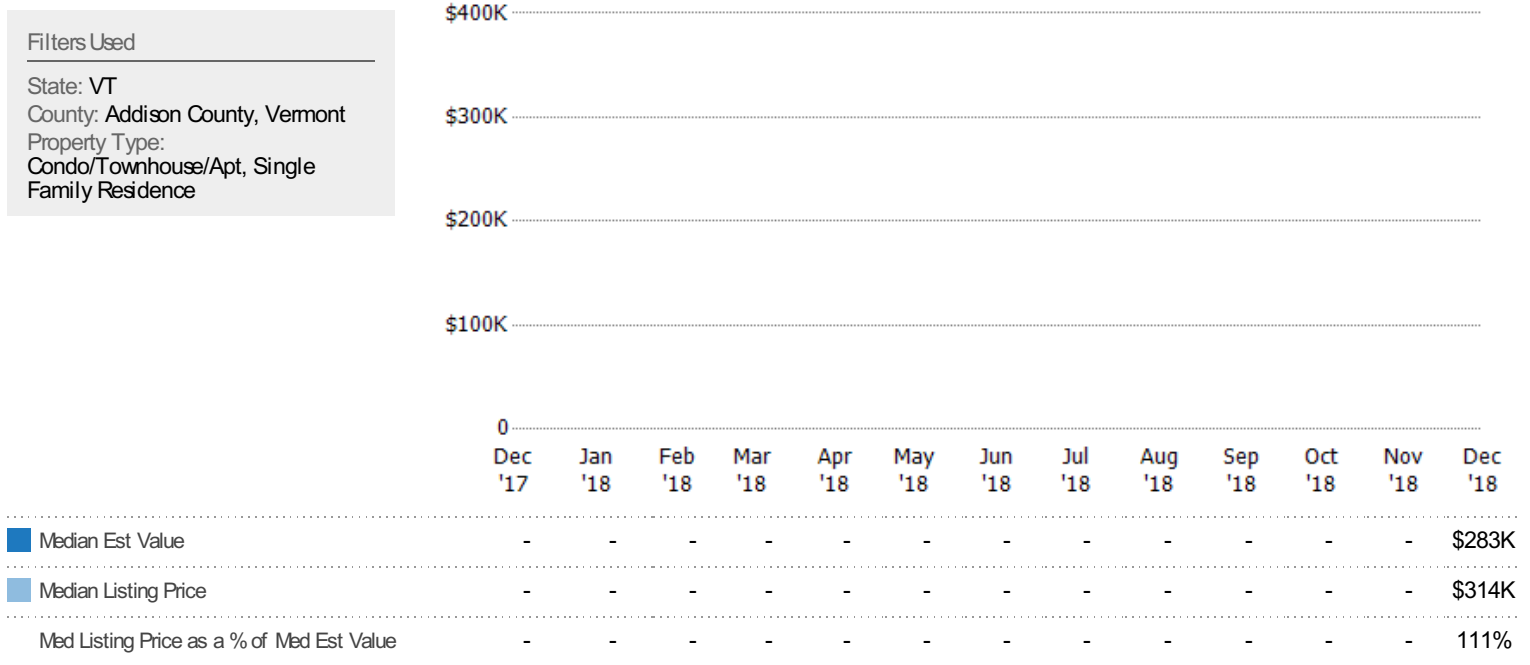
## Average Listing Price vs Average Est Value

The average listing price as a percentage of the average AVM or RVM® valuation estimate for active listings each month.



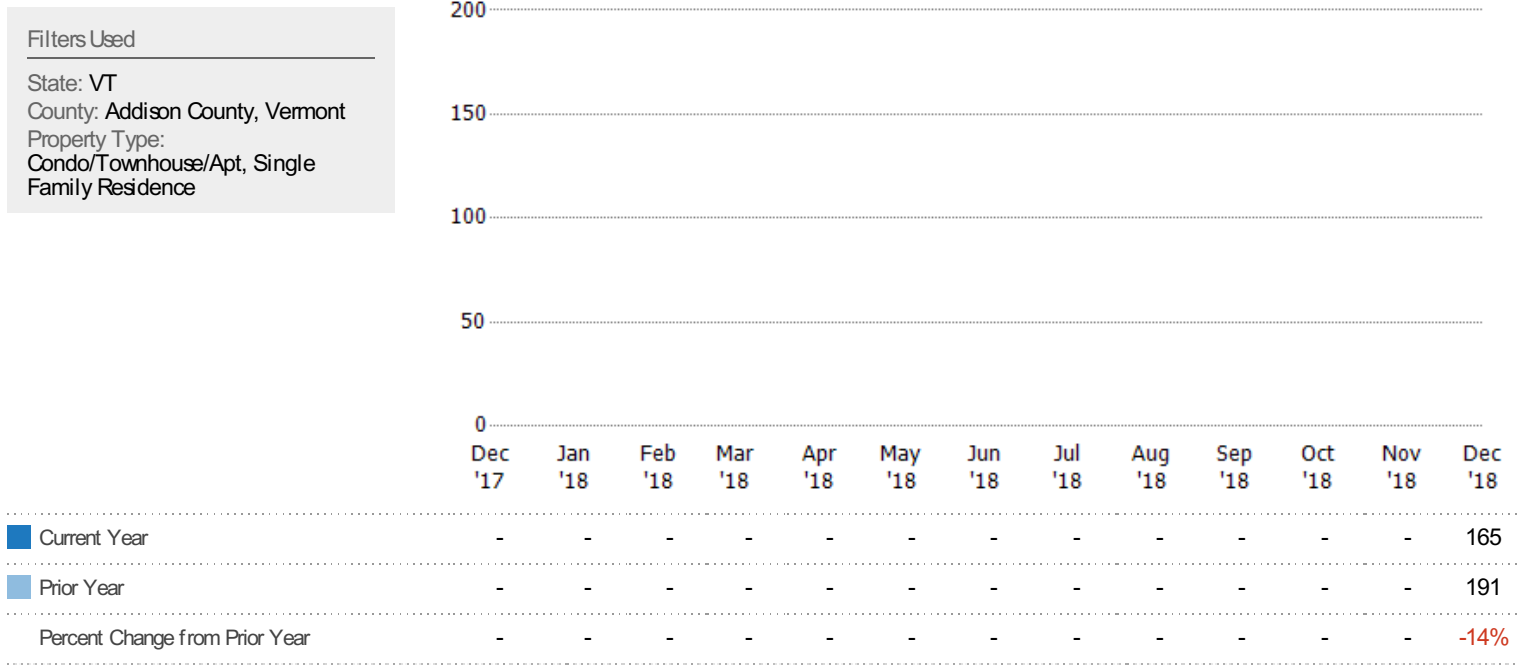
## Median Listing Price vs Median Est Value

The median listing price as a percentage of the median AVM or RVM® valuation estimate for active listings each month.



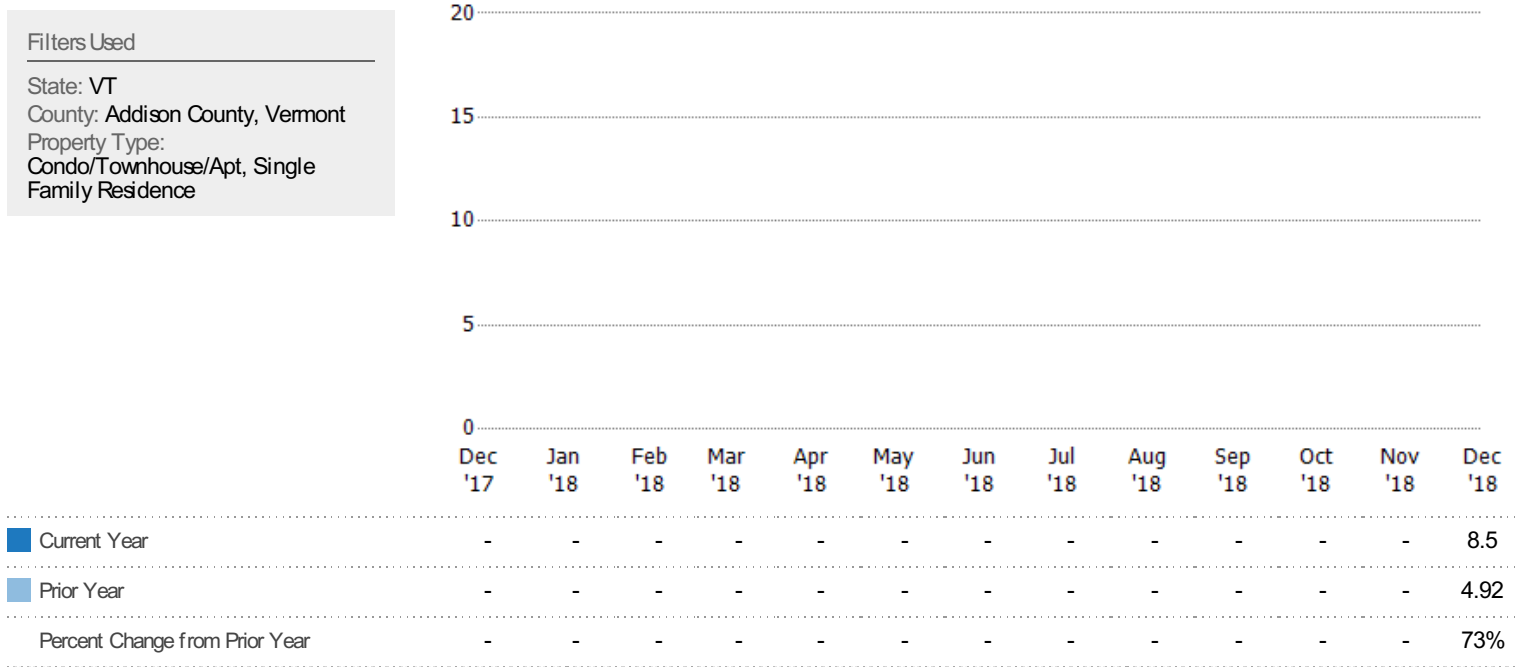
## Median Days in RPR

The median number of days between when residential properties are first displayed as active listings in RPR and when accepted offers have been noted in RPR.



## Months of Inventory

The number of months it would take to exhaust active listings at the current sales rate.

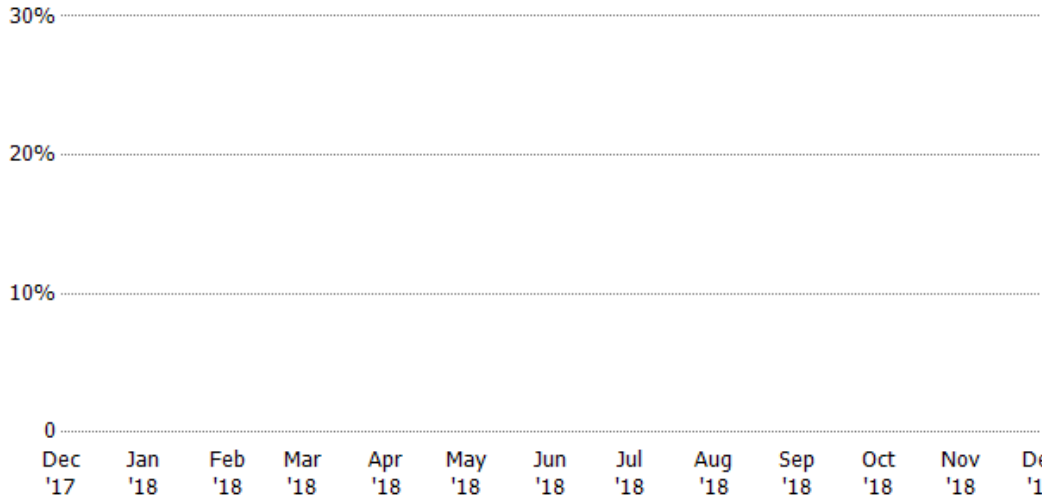


## Absorption Rate

The percentage of inventory sold per month.

**Filters Used**

State: VT  
 County: Addison County, Vermont  
 Property Type:  
 Condo/Townhouse/Apt, Single  
 Family Residence



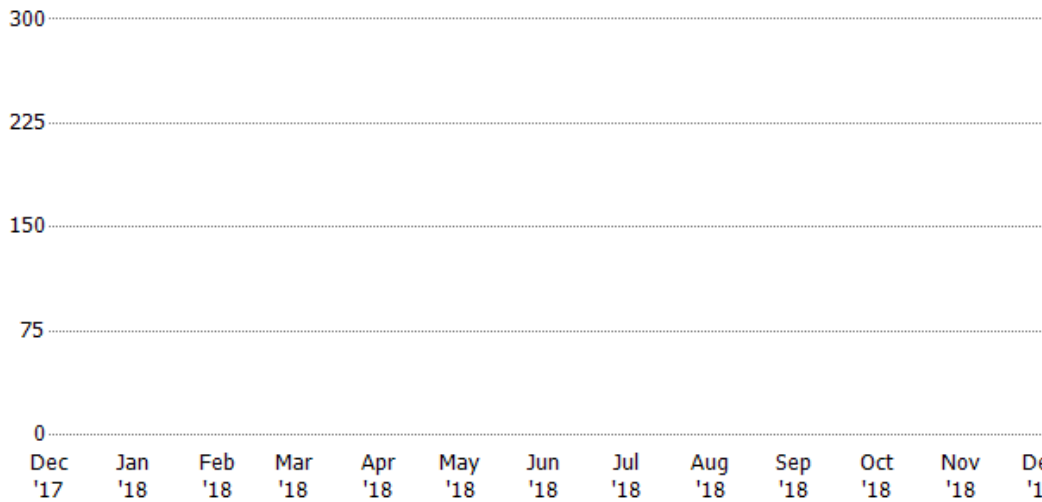
	Dec '17	Jan '18	Feb '18	Mar '18	Apr '18	May '18	Jun '18	Jul '18	Aug '18	Sep '18	Oct '18	Nov '18	Dec '18
Current Year	-	-	-	-	-	-	-	-	-	-	-	-	12%
Prior Year	-	-	-	-	-	-	-	-	-	-	-	-	20%
Change from Prior Year	-	-	-	-	-	-	-	-	-	-	-	-	9%

## Active/Pending/Sold Units

The number of residential properties that were Active, Pending and Sold each month.

**Filters Used**

State: VT  
 County: Addison County, Vermont  
 Property Type:  
 Condo/Townhouse/Apt, Single  
 Family Residence



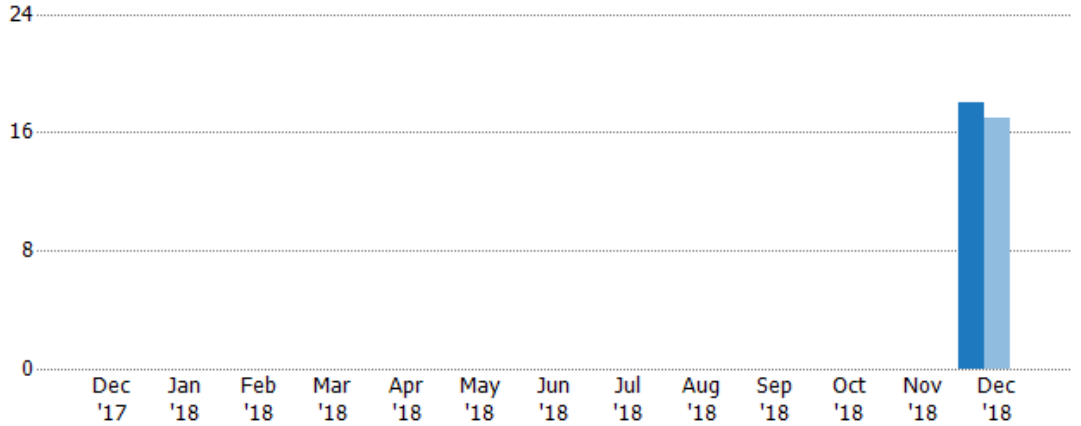
	Dec '17	Jan '18	Feb '18	Mar '18	Apr '18	May '18	Jun '18	Jul '18	Aug '18	Sep '18	Oct '18	Nov '18	Dec '18
Active	-	-	-	-	-	-	-	-	-	-	-	-	204
Pending	-	-	-	-	-	-	-	-	-	-	-	-	36
Sold	-	-	-	-	-	-	-	-	-	-	-	-	25

## New Pending Sales

The number of residential properties with accepted offers that were added each month.

### Filters Used

State: VT  
 County: Addison County, Vermont  
 Property Type:  
 Condo/Townhouse/Apt, Single  
 Family Residence



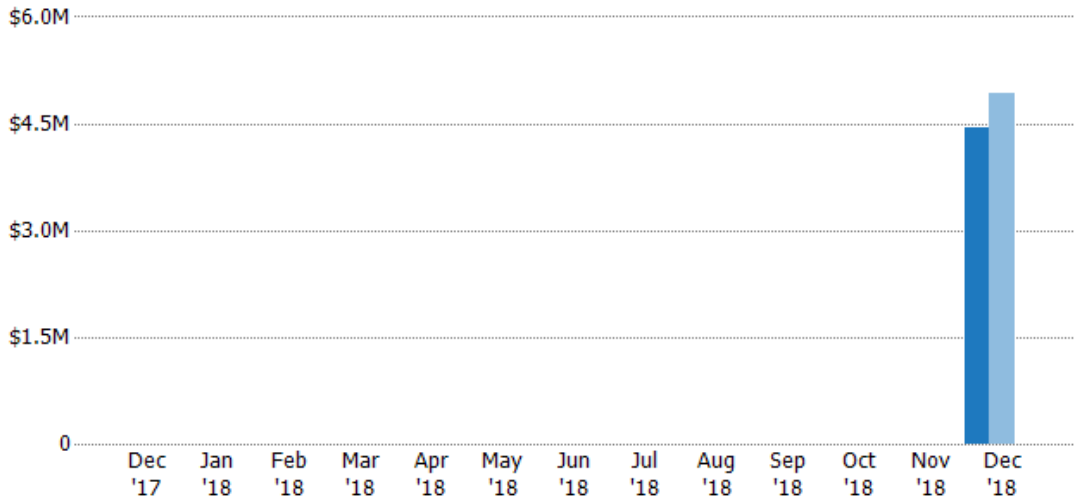
Current Year	-	-	-	-	-	-	-	-	-	-	-	-	-	18
Prior Year	-	-	-	-	-	-	-	-	-	-	-	-	-	17
Percent Change from Prior Year	-	-	-	-	-	-	-	-	-	-	-	-	-	6%

## New Pending Sales Volume

The sum of the sales price of residential properties with accepted offers that were added each month.

### Filters Used

State: VT  
 County: Addison County, Vermont  
 Property Type:  
 Condo/Townhouse/Apt, Single  
 Family Residence



Current Year	-	-	-	-	-	-	-	-	-	-	-	-	-	\$4.45M
Prior Year	-	-	-	-	-	-	-	-	-	-	-	-	-	\$4.93M
Percent Change from Prior Year	-	-	-	-	-	-	-	-	-	-	-	-	-	-10%

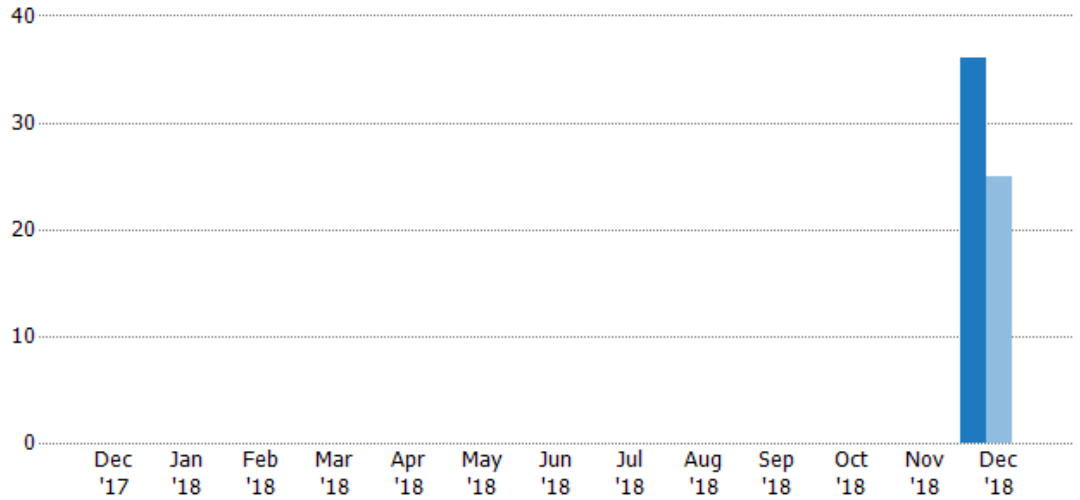


## Pending Sales

The number of residential properties with accepted offers that were available at the end each month.

### Filters Used

State: VT  
 County: Addison County, Vermont  
 Property Type:  
 Condo/Townhouse/Apt, Single  
 Family Residence



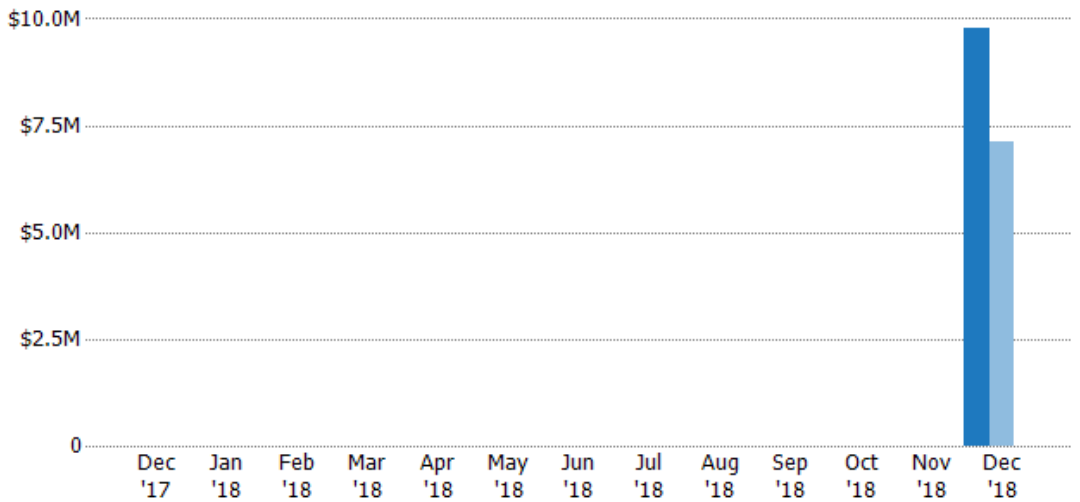
Current Year	-	-	-	-	-	-	-	-	-	-	-	-	-	36
Prior Year	-	-	-	-	-	-	-	-	-	-	-	-	-	25
Percent Change from Prior Year	-	-	-	-	-	-	-	-	-	-	-	-	-	44%

## Pending Sales Volume

The sum of the sales price of residential properties with accepted offers that were available at the end of each month.

### Filters Used

State: VT  
 County: Addison County, Vermont  
 Property Type:  
 Condo/Townhouse/Apt, Single  
 Family Residence



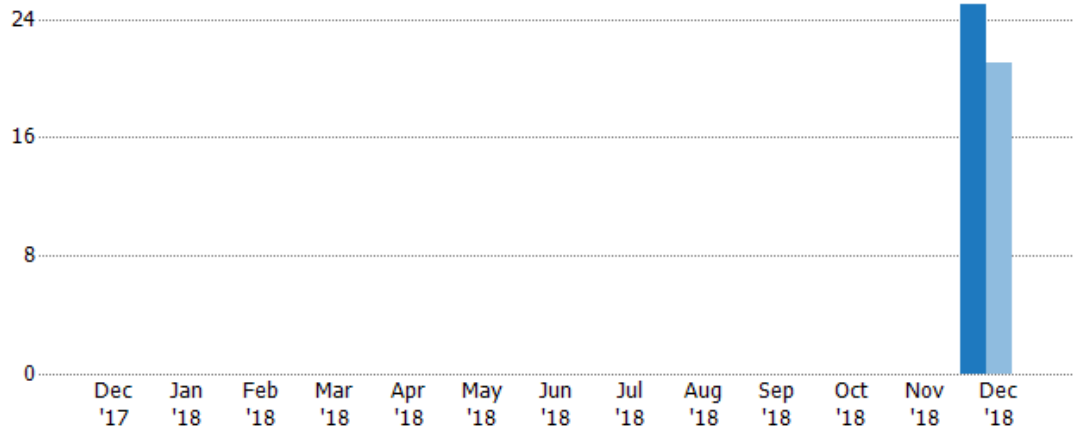
Current Year	-	-	-	-	-	-	-	-	-	-	-	-	-	\$9.77M
Prior Year	-	-	-	-	-	-	-	-	-	-	-	-	-	\$7.11M
Percent Change from Prior Year	-	-	-	-	-	-	-	-	-	-	-	-	-	37%

## Closed Sales

The total number of residential properties sold each month.

### Filters Used

State: VT  
 County: Addison County, Vermont  
 Property Type:  
 Condo/Townhouse/Apt, Single  
 Family Residence



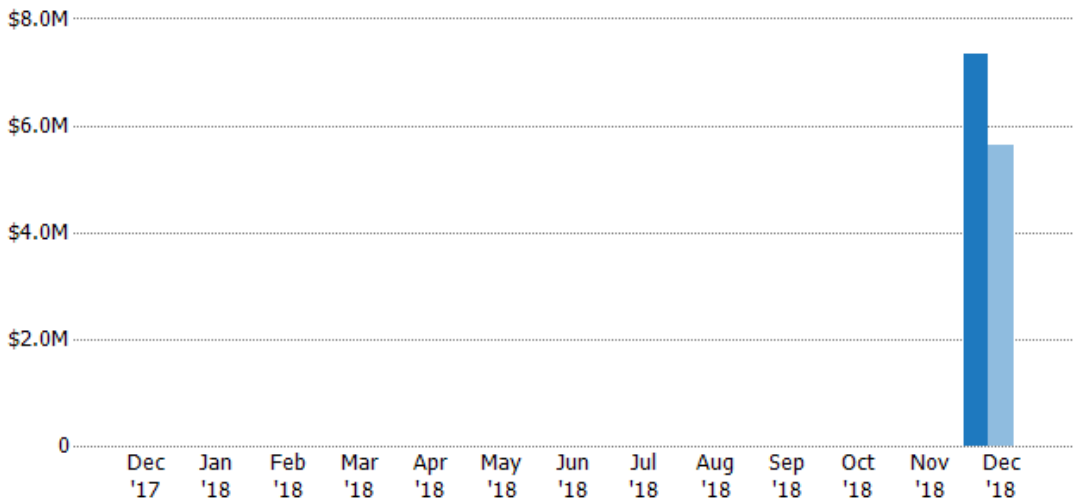
Current Year	-	-	-	-	-	-	-	-	-	-	-	-	25
Prior Year	-	-	-	-	-	-	-	-	-	-	-	-	21
Percent Change from Prior Year	-	-	-	-	-	-	-	-	-	-	-	-	19%

## Closed Sales Volume

The sum of the sales price of residential properties sold each month.

### Filters Used

State: VT  
 County: Addison County, Vermont  
 Property Type:  
 Condo/Townhouse/Apt, Single  
 Family Residence



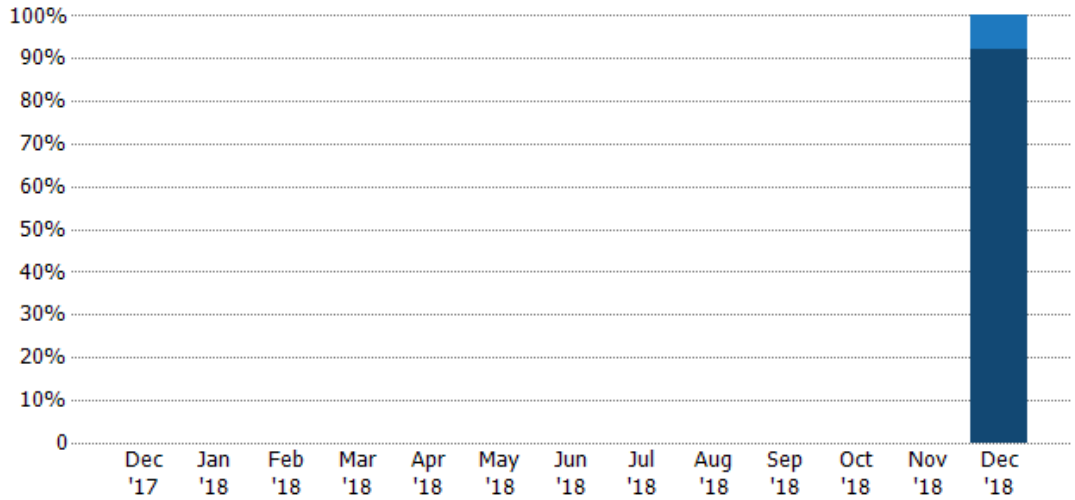
Current Year	-	-	-	-	-	-	-	-	-	-	-	-	\$7.33M
Prior Year	-	-	-	-	-	-	-	-	-	-	-	-	\$5.63M
Percent Change from Prior Year	-	-	-	-	-	-	-	-	-	-	-	-	30%

## Closed Sales by Property Type

The percentage of residential properties sold each month by property type.

**Filters Used**

State: VT  
 County: Addison County, Vermont  
 Property Type:  
 Condo/Townhouse/Apt, Single Family Residence



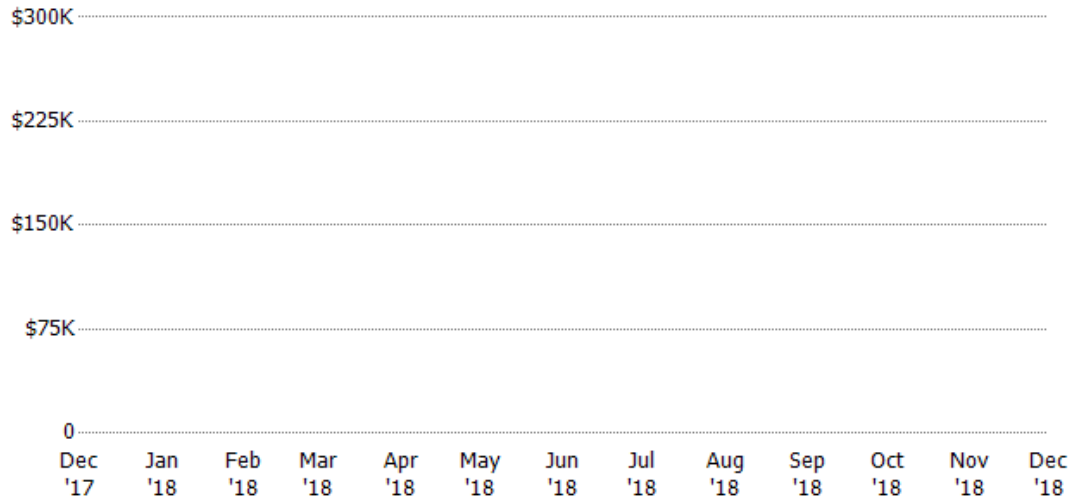
Property Type	Dec '17	Jan '18	Feb '18	Mar '18	Apr '18	May '18	Jun '18	Jul '18	Aug '18	Sep '18	Oct '18	Nov '18	Dec '18
Condo/Townhouse	-	-	-	-	-	-	-	-	-	-	-	-	8%
Single Family Residence	-	-	-	-	-	-	-	-	-	-	-	-	92%

## Average Sales Price

The average sales price of the residential properties sold each month.

**Filters Used**

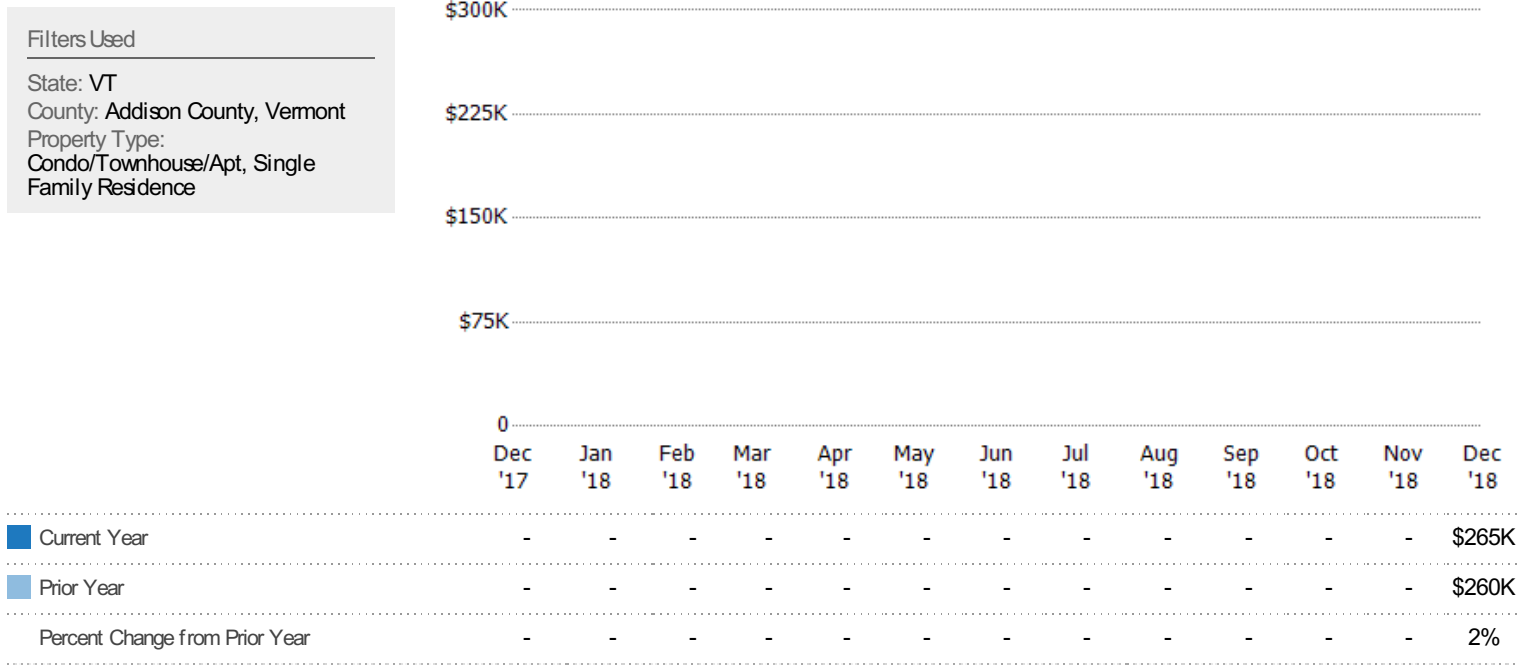
State: VT  
 County: Addison County, Vermont  
 Property Type:  
 Condo/Townhouse/Apt, Single Family Residence



Category	Dec '17	Jan '18	Feb '18	Mar '18	Apr '18	May '18	Jun '18	Jul '18	Aug '18	Sep '18	Oct '18	Nov '18	Dec '18
Current Year	-	-	-	-	-	-	-	-	-	-	-	-	\$293K
Prior Year	-	-	-	-	-	-	-	-	-	-	-	-	\$268K
Percent Change from Prior Year	-	-	-	-	-	-	-	-	-	-	-	-	9%

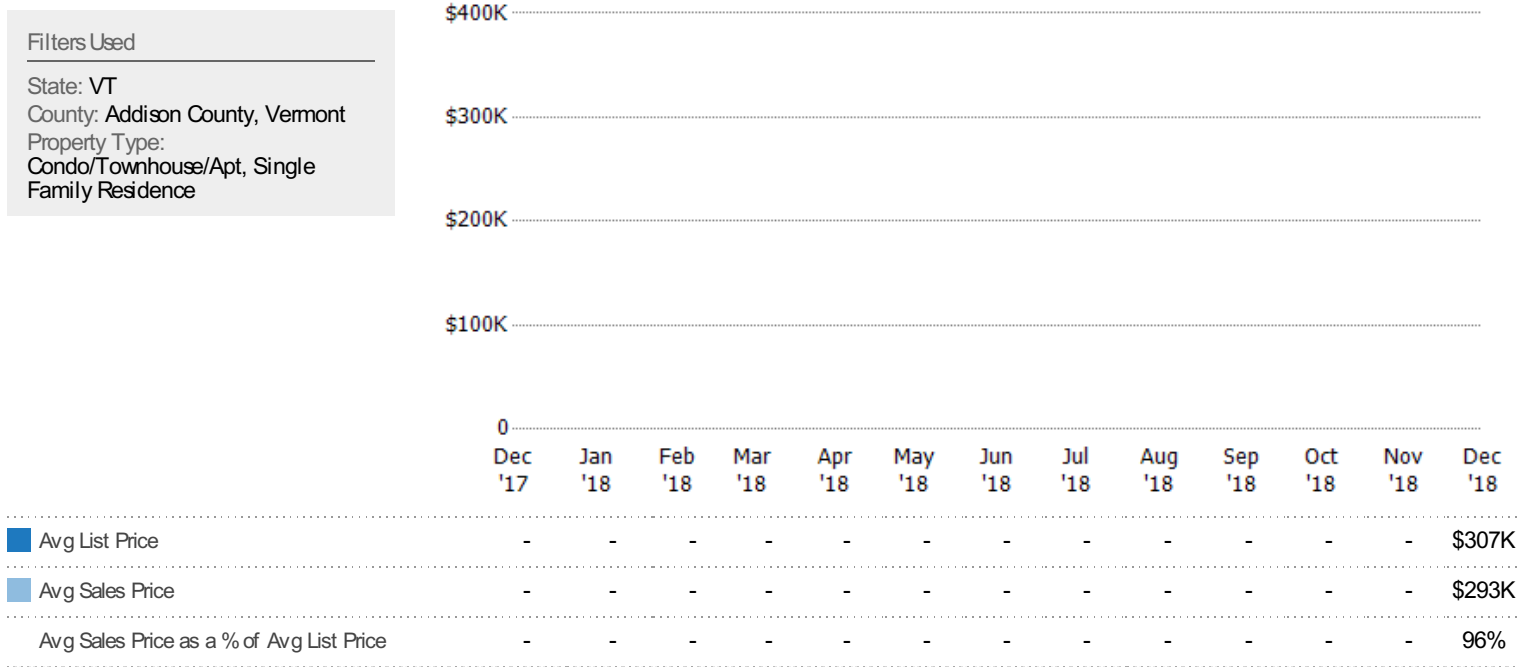
## Median Sales Price

The median sales price of the residential properties sold each month.



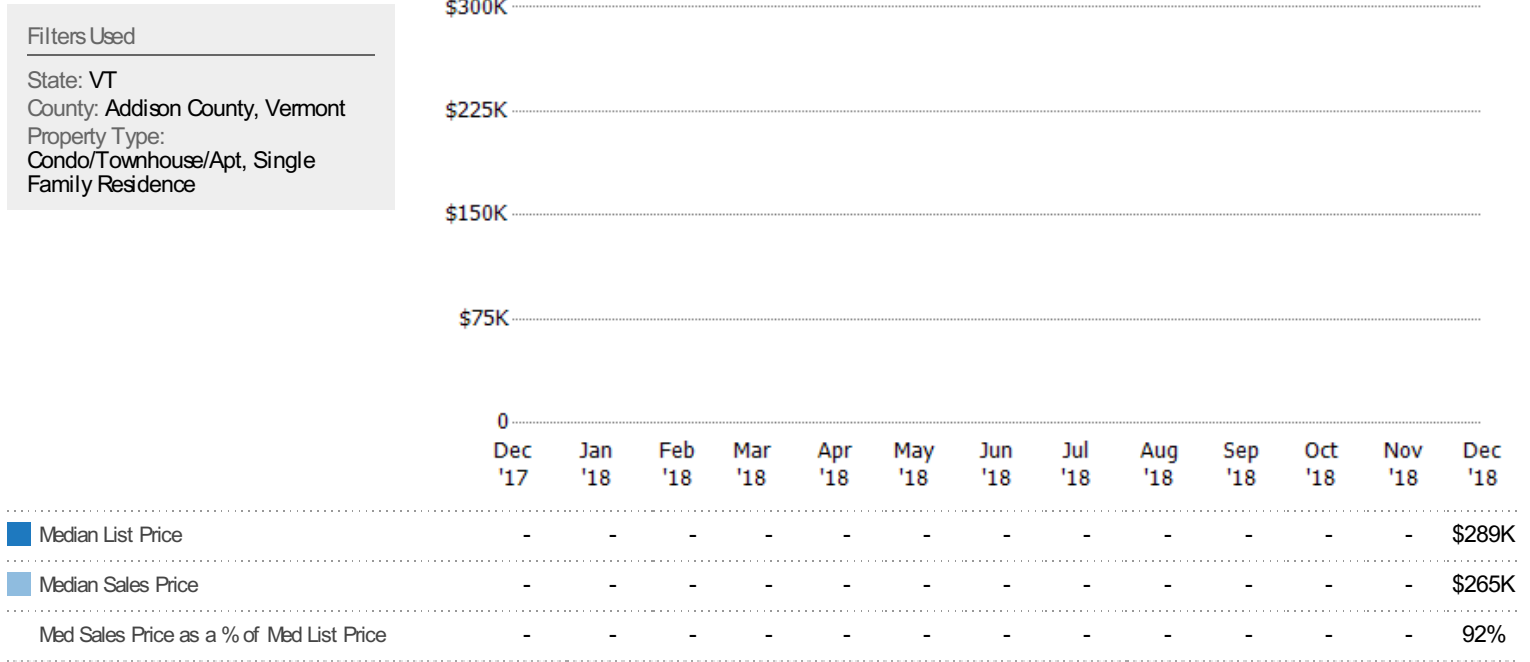
## Average Sales Price vs Average Listing Price

The average sales price as a percentage of the average listing price for properties sold each month.



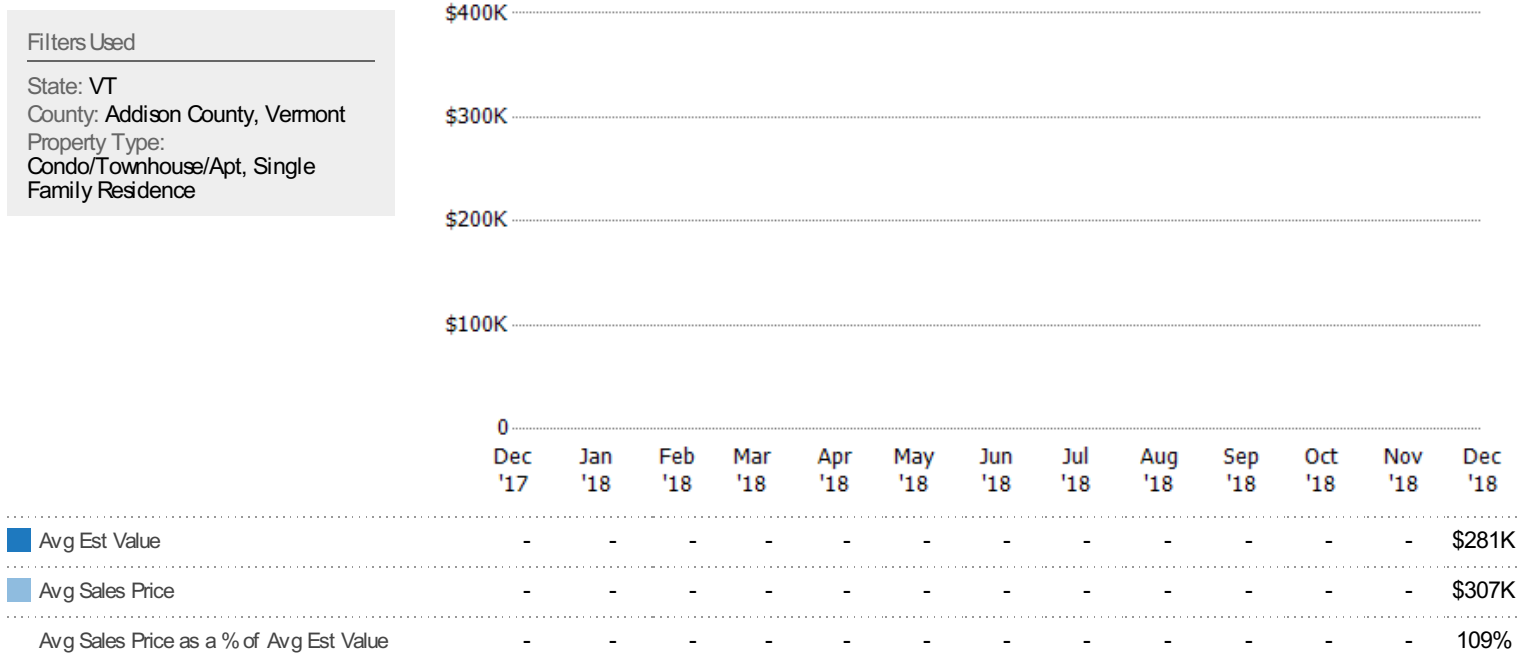
## Median Sales Price vs Median Listing Price

The median sales price as a percentage of the median listing price for properties sold each month.



## Average Sales Price vs Average Est Value

The average sales price as a percentage of the average AVM or RVM® valuation estimate for properties sold each month.




## Median Sales Price vs Median Est Value

The median sales price as a percent of the median AVM or RVM® valuation estimate for properties sold each month.

**Filters Used**

---

State: VT  
 County: Addison County, Vermont  
 Property Type:  
 Condo/Townhouse/Apt, Single  
 Family Residence



	Dec '17	Jan '18	Feb '18	Mar '18	Apr '18	May '18	Jun '18	Jul '18	Aug '18	Sep '18	Oct '18	Nov '18	Dec '18
Median Est Value	-	-	-	-	-	-	-	-	-	-	-	-	\$293K
Median Sales Price	-	-	-	-	-	-	-	-	-	-	-	-	\$289K
Med Sales Price as a % of Med Est Value	-	-	-	-	-	-	-	-	-	-	-	-	99%